

# Appendix 3-1

---

Detailed Drawings

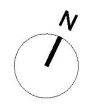


NOTE: ALL DIMENSIONS TO BE CHECKED ON SITE. NO DIMENSIONS TO BE SCALE FROM THIS DRAWING. THIS DRAWING IS TO BE READ IN CONJUNCTION WITH RELEVANT CONSULTANT'S DRAWINGS.



**1 Proposed Site Layout Plan - Ground Floor Level**  
1 : 500

- |   |   |                           |                      |
|---|---|---------------------------|----------------------|
| HARDSCAPING - PAVING SETTS                                | RELATIVE HEIGHT IN MILLIMETERS FROM DATUM                 | BICYCLE LANE / RAMP       | PAVING - RESIDENTIAL |
| HARDSCAPING - PAVING FLAGS                                | FINISHED FLOOR HEIGHT IN MILLIMETERS FROM DATUM           | BICYCLE DIRECTIONAL ROUTE |                      |
| SOFTSCAPING   | SITE SUBJECT TO THIS PLANNING APPLICATION OUTLINED IN RED | PAVING - OFFICE           |                      |
| LANDSCAPE HARDSTANDING AREA FOR ESS ACCESS TO SUBSTATIONS | B1 UPPER BASEMENT CAR PARK VENTILATION OPES               | PAVING - HOTEL            |                      |
| REFER TO LANDSCAPE ARCHITECTS DRAWING FOR DETAILS         | B2 LOWER BASEMENT CAR PARK VENTILATION OPES               | PAVING - VISITOR          |                      |



Planning

REV	DATE	DESCRIPTION
C4	08/07/2019	Phase 2: Stage 3 Submission
C3	08/02/2019	Phase 2: Stage 2 Submission
C2	08/02/2019	Response to P.I.
C1	08/11/2018	Issued For Planning

MD	DC
MD	DC
MD	IC
MD	IC
MD	IC
MD	IC

**Henry J Lyons**  
Architecture | Interiors  
hjl@henryjlyons.com  
+353 1 886 3333  
info@henryjlyons.com  
51-54 Phoenix Street  
Dublin D02 X498

CLIENT: Crown Square Developments Ltd.  
PROJECT: Crown Square Galway Mixed-Use Development - Phase 2  
DRAWING: Proposed Site Layout Plan - Ground Floor Level

DATE: 19/24/18  
SCALE: 1 : 500 @A1  
DRAWN: IC  
CHECKED: MD  
MODEL FILE NAME: CSG-HJL-PL-ZZ-00-A-0000

H.L. 08/14  
850144  
DRAWING NUMBER: CSG - HJL - ZZ - 00 - DR - A - 0003

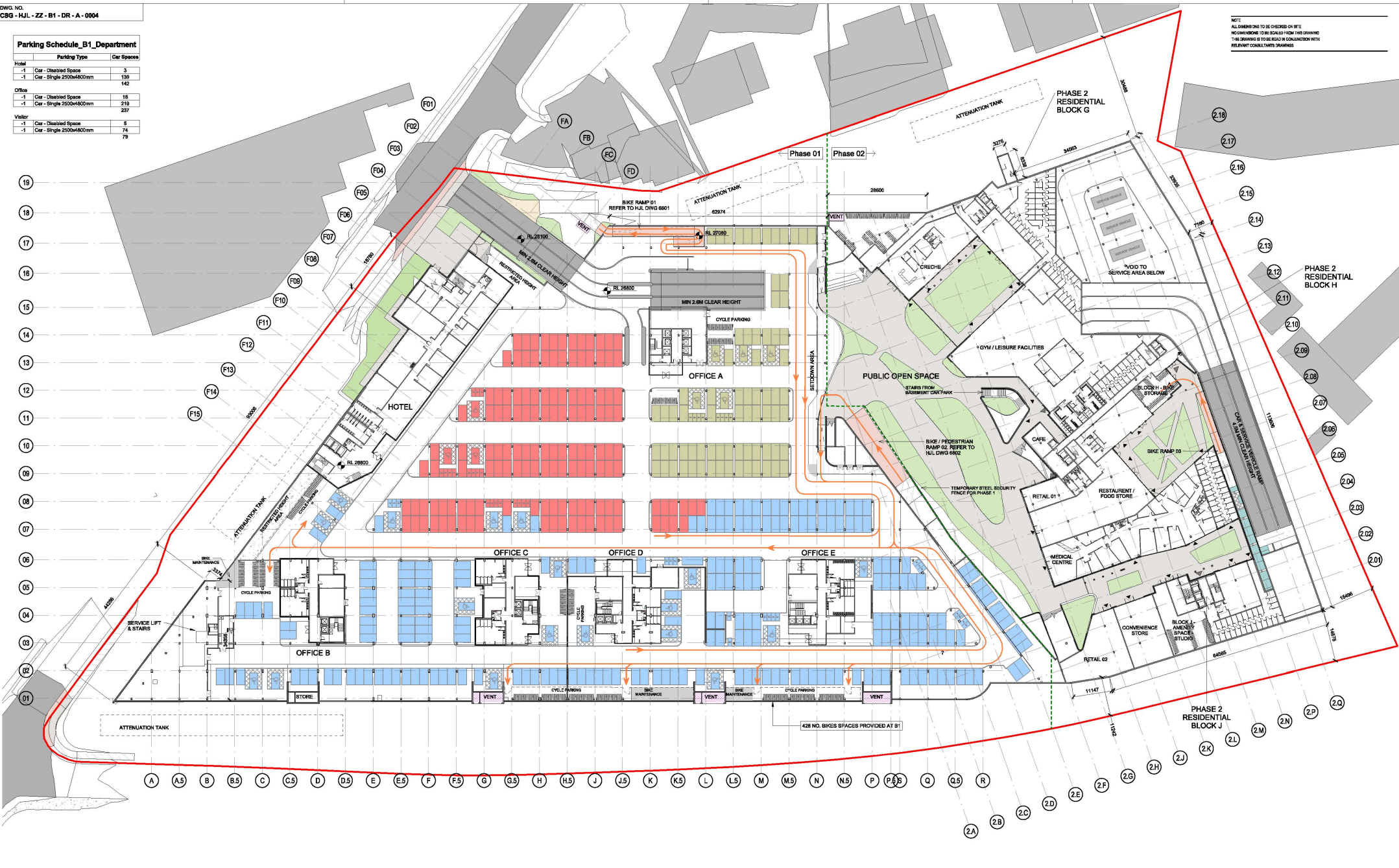
ISSUED STATUS: DRAWING FOR PLANNING APPROVAL  
REVISION: A1 C4

COPYRIGHT © HENRY LYONS

**Parking Schedule\_B1\_Department**

Parking Type	Car Spaces
Hotel	
-1 Car - Disabled Space	3
-1 Car - Single 2500x4000mm	139
	142
Office	
-1 Car - Disabled Space	16
-1 Car - Single 2500x4000mm	219
	237
Visitor	
-1 Car - Disabled Space	5
-1 Car - Single 2500x4000mm	74
	79

NOTE:  
ALL DIMENSIONS TO BE CHECKED ON SITE  
NO DIMENSIONS TO BE SCALE FROM THIS DRAWING  
THIS DRAWING IS TO BE READ IN CONJUNCTION WITH  
RELEVANT CONSULTATIVE DRAWINGS



**1 Proposed B1 Upper Basement - Site Layout Plan**  
1 : 500

HARDSCAPING - PAVING SETTS	REL. 30900 RELATIVE HEIGHT IN MILLIMETERS FROM DATUM	BICYCLE LANE / RAMP	PARKING - RESIDENTIAL
HARDSCAPING - PAVING FLAGS	FFL 30920 FINISHED FLOOR HEIGHT IN MILLIMETERS FROM DATUM	BICYCLE DIRECTIONAL ROUTE	
SOFTSCAPING	SITE SUBJECT TO THIS PLANNING APPLICATION OUTLINED IN RED	PARKING - OFFICE	
LANDSCAPE HARDSTANDING AREA FOR E89 ACCESS TO SUBSTATIONS	B1 UPPER BASEMENT CAR PARK VENTILATION OPES	PARKING - HOTEL	
REFER TO LANDSCAPE ARCHITECTS DRAWING FOR DETAILS	B2 LOWER BASEMENT CAR PARK VENTILATION OPES	PARKING - VISITOR	



Planning

**Henry J Lyons**

REV	DATE	DESCRIPTION
C4	08/07/2019	Phase 2: Stage 3 Submission
C3	08/02/2019	Phase 2: Stage 2 Submission
C2	08/02/2019	Response to P.L.
C1	08/12/2018	Issued For Planning

NO	DC	IC	DR
MD	DC	IC	DR
MD	IC	DR	
MD	DR		

Architecture | Interiors  
hjl@henryjlyons.com  
K853 1 888 3333  
info@henryjlyons.com  
51-54 Phoenix Street  
Dublin D02 X498

CLIENT <b>Crown Square Developments Ltd.</b>	DATE 19/09/18
PROJECT <b>Crown Square Galway Mixed-Use Development - Phase 2</b>	SCALE 1 : 500 @A1
DRAWING <b>Proposed B1 Upper Basement - Site Layout Plan</b>	DRAWN IC
	CHECKED MD
	MODEL FILE NAME CSG-HJL-PL-ZZ-B1-DR-A-0000
H.L. JOB NO. <b>859144</b>	DRAWING NUMBER <b>CSG - HJL - ZZ - B1 - DR - A - 0004</b>
ISSUING STATUS: DRAWING FOR PLANNING APPROVAL	REVISION A1 C4
COPYRIGHT © HENRY LYONS	

Parking Schedule B1 & B2				
Parking Type	Car Spaces	Motorcycle Spaces	Bike Spaces	
-1 Bike	0	0	1062	
-1 Car - Disabled Space	26	0	0	
-1 Car - Single 2500x4800mm	432	0	0	
-1 Motor Cycle - 1200x800mm	0	48	0	
	458	48	1062	
-2 Car - Disabled Space	46	0	0	
-2 Car - Single 2500x4800mm	873	0	0	
-2 Motor Cycle - 1200x800mm	0	108	0	
	919	108	0	
<b>Total</b>	<b>1377</b>	<b>156</b>	<b>1062</b>	

Parking Schedule_B2_Residential		
Parking Type	Car Spaces	
Hotel		
-2 Car - Single 2500x4800mm	27	
Office		
-2 Car - Disabled Space	35	
-2 Car - Single 2500x4800mm	872	
Residential		
-2 Car - Disabled Space	14	
-2 Car - Single 2500x4800mm	274	
	288	

NOTE:  
ALL DIMENSIONS TO BE CHECKED ON SITE  
NO DIMENSIONS TO BE CALLOWN FROM THIS DRAWING  
THIS DRAWING IS TO BE READ IN CONJUNCTION WITH  
RELEVANT CONSULTATIVE DRAWINGS



### 1 Proposed B2 Lower Basement - Site Layout Plan

1 : 500

- HARDSCAPING - PAVING SETTS
- HARDSCAPING - PAVING FLAGS
- SOFTSCAPING
- LANDSCAPE HARDSTANDING AREA FOR FSB ACCESS TO SUBSTATIONS
- REFER TO LANDSCAPE ARCHITECTS DRAWING FOR DETAILS
- RELATIVE HEIGHT IN MILLIMETERS FROM DATUM
- FINISHED FLOOR HEIGHT IN MILLIMETERS FROM DATUM
- SITE SUBJECT TO THIS PLANNING APPLICATION OUTLINED IN RED
- B1 UPPER BASEMENT CAR PARK VENTILATION OPES
- B2 LOWER BASEMENT CAR PARK VENTILATION OPES
- BICYCLE LANE / RAMP
- BICYCLE DIRECTIONAL ROUTE
- PARKING - RESIDENTIAL
- PARKING - OFFICE
- PARKING - HOTEL
- PARKING - VISITOR



Planning

**Henry J Lyons**

Architecture | Interiors  
hjl@henryjlyons.com

KES 1 866 3333  
hjl@henryjlyons.com

51-54 Parnell Street  
Dublin D02 K498

REV	DATE	DESCRIPTION
C4	08/07/2019	Phase 2: Stage 3 Submission
C3	08/02/2019	Phase 2: Stage 2 Submission
C2	08/02/2019	Response to P.L.
C1	08/12/2018	Issued For Planning

MD	DC
MD	DC
MD	IC
MD	MD

CLIENT: **Crown Square Developments Ltd.**

PROJECT: **Crown Square Galway Mixed-Use Development - Phase 2**

DRAWING: **Proposed B2 Lower Basement - Site Layout Plan**

DATE: 19/22/18

SCALE: 1 : 500 @A1

DRAWN: IC

CHECKED: MD

MODEL FILE NAME: CSG-HJL-PL-ZZ-B2-DR-A-0000

H.L. OR/N: 859144

DRAWING NUMBER: **CSG - HJL - ZZ - B2 - DR - A - 0005**

ISSUING STATUS: **ISSUED FOR PLANNING APPROVAL**

REVISION: **A1 C4**

COPYRIGHT © HENRY J LYONS



1 Site B2\_Lower Basement\_Phase 2  
1 : 200

CSG	06/07/2018	Phase 2 Stage 3 Submission	MC	DC
REV	DATE	DESCRIPTION	BY	CHKD
01	06/07/2018	Phase 2 Stage 3 Submission	MC	DC
02	06/07/2018	Phase 2 Stage 3 Submission	MC	DC

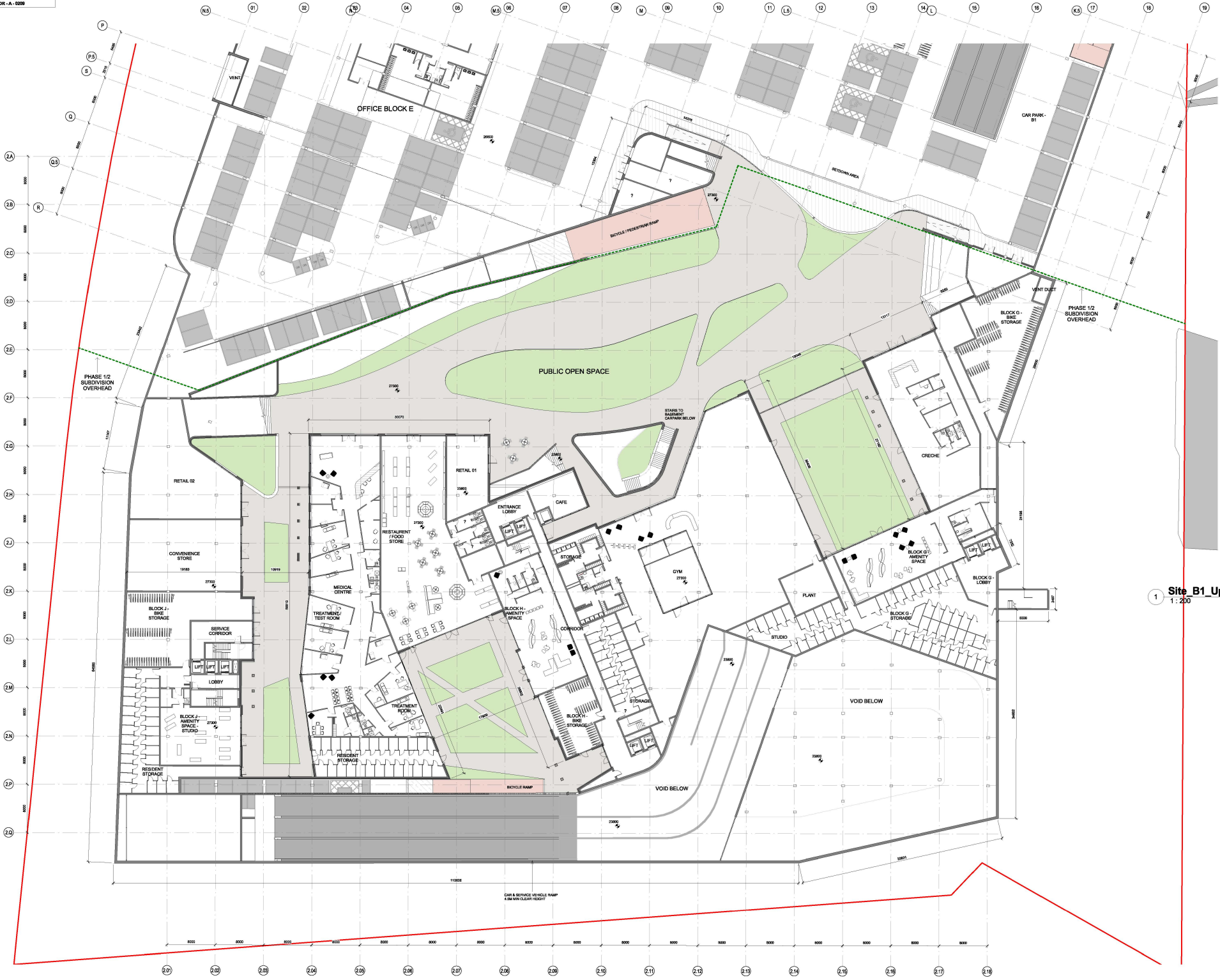
Planning  
**Henry J Lyons**

Address: 7 Market Street, London, E15 1JF  
Tel: 020 7463 3333  
Email: info@henryjlyons.com

Client: Crown Square Galway Ltd.  
Project: Crown Square Galway Mixed-Use Development - Phase 2

DATE: 21/12/2018  
SCALE: 1:200 (PLAN)  
DRAWN: DC  
CHECKED: MC  
MODEL FILE NAME: CSG-HUL-ZZ-B2-DR-A-0208.dwg

Issue: Site Layout Plan - Lower Basement - Phase 2



1 Site B1\_Upper Basement\_Phase 2  
1 : 200

CSG	06/07/2018	Phase 2 Stage 3 Submission	MC	DC
REV	DATE	DESCRIPTION	BY	CHKD
1				

### Planning

## Henry J Lyons

Address: 7th Floor, 100 Broad Street, Bristol, BS1 2WS  
Tel: 01274 230000  
Fax: 01274 230001  
Email: hlyons@henryjlyons.com

Crown Square Developments Ltd.

Crown Square Galway  
Mixed-Use Development - Phase 2

DATE	21/12/2018
SCALE	1:200 (A3)
DRAWN	DS
CHECKED	MD
MODEL FILE NAME	CSG-HUL-ZZ-B1-DR-A-0209

Issue  
Site Layout Plan - Upper Basement  
- Phase 2



Site\_00\_Ground Floor\_Phase 2  
1:200

CS 06/07/21 Phase 2 Stage 3 Submission  
CS 06/07/21 Phase 2 Stage 3 Submission  
REV / DATE DESCRIPTION

Planning  
**Henry J Lyons**

Architects & Planners 002 1888 3333 01 647 Thomas Street  
Dublin 6, Ireland  
GMAP

Crown Square Galway Ltd.  
Crown Square Galway  
Mixed-Use Development - Phase 2

DATE 21/10/2018  
SCALE 1:200 (GAP)  
DRAWN CS  
CHECKED MD  
MODEL FILE NAME CSG-HUL-PLZ-00-DR-A-0210  
ISSUED FOR PLANNING APPROVAL

Site Layout Plan - Ground Floor - Phase 2

FILE NO. 990144  
DRAWN NUMBER CSG - HUL - ZZ - 00 - DR - A - 0210  
DRAWING STATUS ISSUED FOR PLANNING APPROVAL  
REVISION ALL C2  
CSG/HENRY J LYONS





1 Site 01\_First Floor\_Phase 2  
1:200

REV	DATE	DESCRIPTION	BY	CHKD
01	06/07/2011	Phase 2 Stage 2 Submission	MS	DC
02	08/08/2011	Phase 2 Stage 3 Submission	MS	DC
03	11/01/2011	Final Submission	MS	DC

Planning  
**Henry J Lyons**  
 Architects + Planners  
 100-105 St. James's Street, Dublin 8, Ireland  
 Tel: +353 1 454 5500 Fax: +353 1 454 5501  
 Email: hlyons@henryjlyons.com

Client: Crown Square Developments Ltd.  
 Project: Crown Square Galway Mixed-Use Development - Phase 2

DATE	21/12/2011
SCALE	1:200 (A3)
DRAWN	MS
CHECKED	MS
MODEL FILE NAME	CS9-HAL-ZZ-01-DR-A-0211.dwg

Site Layout Plan - First Floor - Phase 2



Part V - Apartment Types

- 1 BED APARTMENT x 3
- 2 BED APARTMENT x 7
- 3 BED APARTMENT x 2

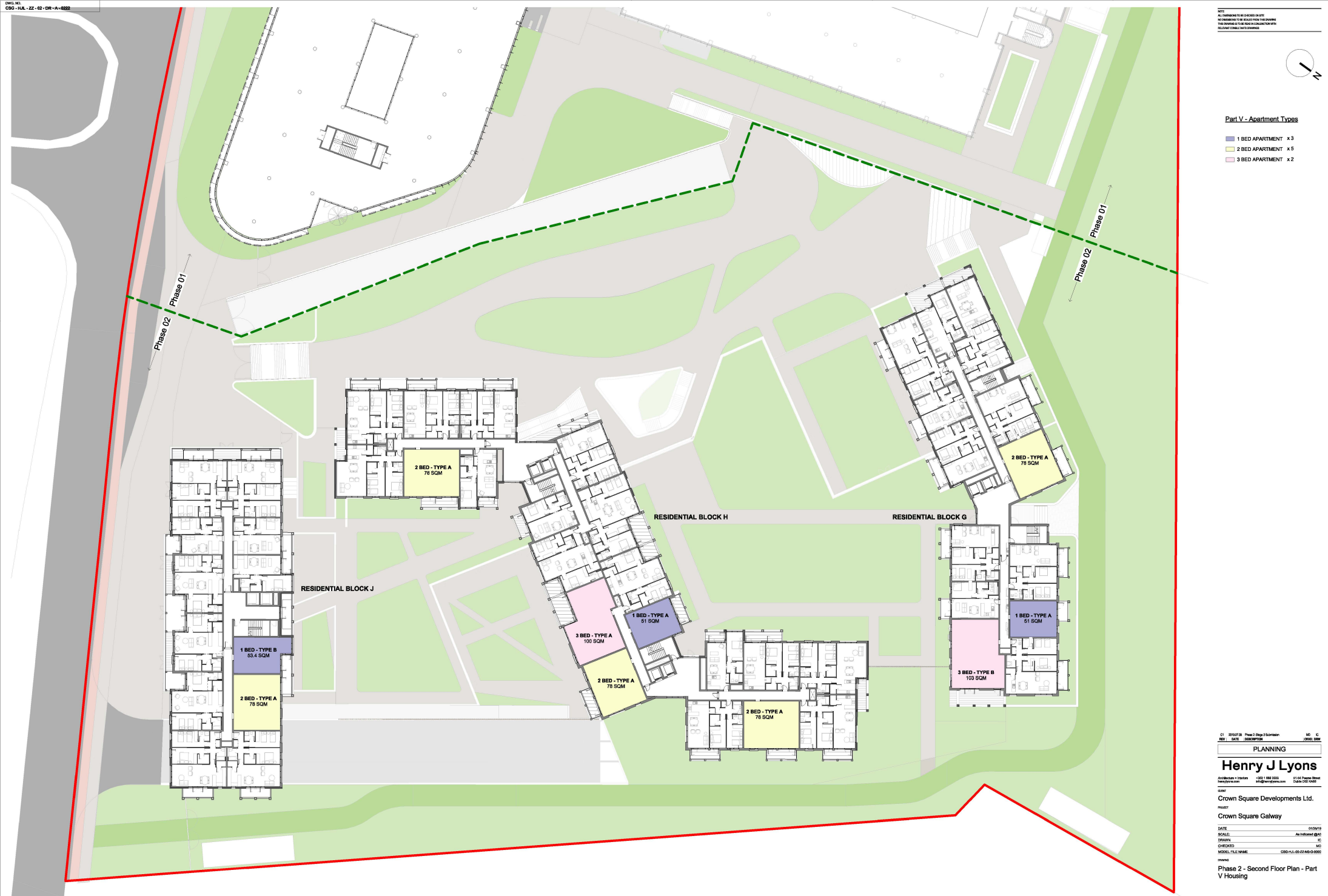


CI	2019/07/28	Phase 2 - First Floor Plan	MC	IC
REV	DATE	DESCRIPTION	CHG	DRW
PLANNING				
<b>Henry J Lyons</b>				
Architects + Planners 0203 1888 3333 hlyons@hlyons.com 14th Floor, 100 Broad Street, London, EC2A 4DF				
CLIENT Crown Square Developments Ltd. PROJECT Crown Square Galway DATE 01/09/19 SCALE As Indicated (1:500) DESIGNER HJL CHECKED BY HJL MODEL FILE NAME CSG-HUL-ZZ-01-DR-A-0221				
DRAWN Phase 2 - First Floor Plan - Part V Housing				
FILE NO. 990144 DRAWING NUMBER CSG - HUL - ZZ - 01 - DR - A - 0221 DRAWING STATUS ISSUED FOR PLANNING APPROVAL REVISION A1 C1 COPYRIGHT © 2019 HJL				



### Part V - Apartment Types

- 1 BED APARTMENT x3
- 2 BED APARTMENT x5
- 3 BED APARTMENT x2



REV	DATE	DESCRIPTION	BY	CHKD	APPD
C1	2019/07/08	Phase 2 Stage 3 Submission			

PLANNING

## Henry J Lyons

Architects & Planners  
100-102, The Quadrant, London, E1 1RF  
020 7800 8800  
hjl@henryjlyons.com

Client: Crown Square Developments Ltd.

Project: Crown Square Galway

DATE: 01/09/19  
 SCALE: As Indicated (Scale)  
 DRAWN: AC  
 CHECKED: MD  
 MODEL FILE NAME: CSG-HJL-02-ZZ-DR-A-0222

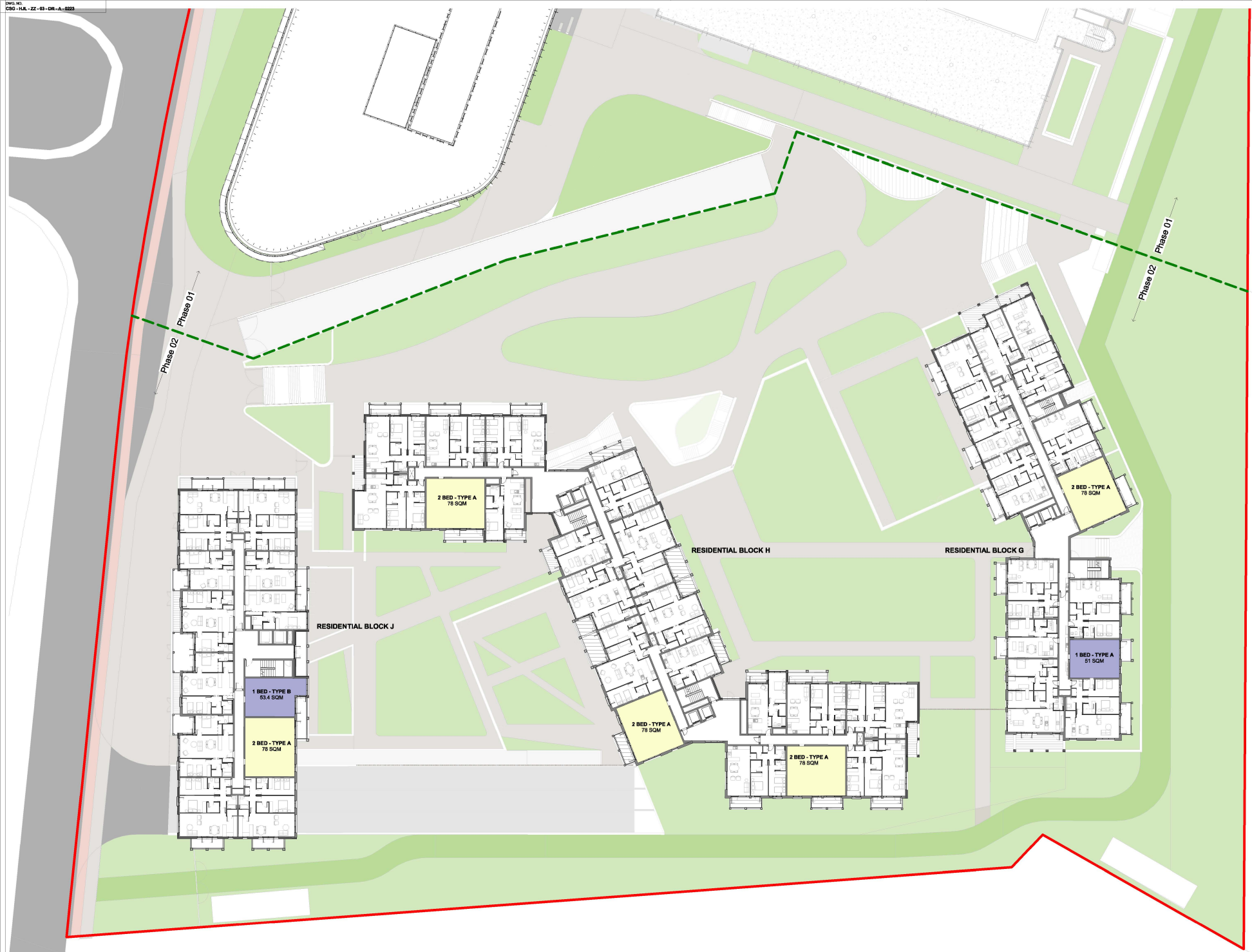
Phase 2 - Second Floor Plan - Part V Housing

FILE NO.	DRAWN	DATE	REVISION
950144	CSG - HJL - ZZ - 02 - DR - A - 0222	01/09/19	01
ISSUED FOR PLANNING APPROVAL			C1



Part V - Apartment Types

- 1 BED APARTMENT x2
- 2 BED APARTMENT x5
- 3 BED APARTMENT x0



REV	DATE	DESCRIPTION	BY	CHKD	APPD
C1	2010/07/08	Phase 2 Stage 3 Submission			

PLANNING

**Henry J Lyons**

Architects & Planners  
100-102, 104, 106, 108, 110, 112, 114, 116, 118, 120, 122, 124, 126, 128, 130, 132, 134, 136, 138, 140, 142, 144, 146, 148, 150, 152, 154, 156, 158, 160, 162, 164, 166, 168, 170, 172, 174, 176, 178, 180, 182, 184, 186, 188, 190, 192, 194, 196, 198, 200, 202, 204, 206, 208, 210, 212, 214, 216, 218, 220, 222, 224, 226, 228, 230, 232, 234, 236, 238, 240, 242, 244, 246, 248, 250, 252, 254, 256, 258, 260, 262, 264, 266, 268, 270, 272, 274, 276, 278, 280, 282, 284, 286, 288, 290, 292, 294, 296, 298, 300, 302, 304, 306, 308, 310, 312, 314, 316, 318, 320, 322, 324, 326, 328, 330, 332, 334, 336, 338, 340, 342, 344, 346, 348, 350, 352, 354, 356, 358, 360, 362, 364, 366, 368, 370, 372, 374, 376, 378, 380, 382, 384, 386, 388, 390, 392, 394, 396, 398, 400, 402, 404, 406, 408, 410, 412, 414, 416, 418, 420, 422, 424, 426, 428, 430, 432, 434, 436, 438, 440, 442, 444, 446, 448, 450, 452, 454, 456, 458, 460, 462, 464, 466, 468, 470, 472, 474, 476, 478, 480, 482, 484, 486, 488, 490, 492, 494, 496, 498, 500, 502, 504, 506, 508, 510, 512, 514, 516, 518, 520, 522, 524, 526, 528, 530, 532, 534, 536, 538, 540, 542, 544, 546, 548, 550, 552, 554, 556, 558, 560, 562, 564, 566, 568, 570, 572, 574, 576, 578, 580, 582, 584, 586, 588, 590, 592, 594, 596, 598, 600, 602, 604, 606, 608, 610, 612, 614, 616, 618, 620, 622, 624, 626, 628, 630, 632, 634, 636, 638, 640, 642, 644, 646, 648, 650, 652, 654, 656, 658, 660, 662, 664, 666, 668, 670, 672, 674, 676, 678, 680, 682, 684, 686, 688, 690, 692, 694, 696, 698, 700, 702, 704, 706, 708, 710, 712, 714, 716, 718, 720, 722, 724, 726, 728, 730, 732, 734, 736, 738, 740, 742, 744, 746, 748, 750, 752, 754, 756, 758, 760, 762, 764, 766, 768, 770, 772, 774, 776, 778, 780, 782, 784, 786, 788, 790, 792, 794, 796, 798, 800, 802, 804, 806, 808, 810, 812, 814, 816, 818, 820, 822, 824, 826, 828, 830, 832, 834, 836, 838, 840, 842, 844, 846, 848, 850, 852, 854, 856, 858, 860, 862, 864, 866, 868, 870, 872, 874, 876, 878, 880, 882, 884, 886, 888, 890, 892, 894, 896, 898, 900, 902, 904, 906, 908, 910, 912, 914, 916, 918, 920, 922, 924, 926, 928, 930, 932, 934, 936, 938, 940, 942, 944, 946, 948, 950, 952, 954, 956, 958, 960, 962, 964, 966, 968, 970, 972, 974, 976, 978, 980, 982, 984, 986, 988, 990, 992, 994, 996, 998, 1000

Client: Crown Square Developments Ltd.  
Project: Crown Square Galway

DATE	DESCRIPTION	BY	CHKD	APPD
01/09/19	As Issued			

Phase 2 - Third Floor Plan - Part V  
Housing

FILE NO: 990144  
DRAWING NO: CSG - HUL - ZZ - 03 - DR - A - 0223

ISSUED FOR PLANNING APPROVAL

NOTE  
ALL DIMENSIONS TO BE CHECKED IN SITE  
NO DIMENSIONS TO BE TAKEN FROM THIS DRAWING  
THIS DRAWING IS TO BE MADE IN CONFORMANCE WITH  
BS 1191:2008 (LATEST EDITIONS)



1 **G L00 Ground Floor**  
1 : 200



2 **G L01 First Floor**  
1 : 200

C2 04/02/19 Phase 2 Stage 3 Submission MC DC  
C1 04/02/19 Phase 2 Stage 2 Submission MD DG  
REV DATE Issued/Revised LK/DB/MS/MS (02/04/19)

Planning

**Henry J Lyons**

Architects + Interior Designers + Engineers + Planners  
Tel: +44 (0) 1843 820000 Fax: +44 (0) 1843 820001  
115-117 Park Street, Bristol, BS2 0PB

Client: Crown Square Developments Ltd.  
Project: Crown Square Galway Mixed-Use Development - Phase 2

Date: 02/02/19  
Scale: 1:200 (A1)  
Drawn: AJR  
Checked: CMB  
Model File Name: CB0-H.L.-G-ZZ-DR-A-01001

Issue: L00 - 01 - Ground & First Floor Level

Issue: L00 - 01 - Ground & First Floor Level

Drawn: AJR  
Checked: CMB  
Model File Name: CB0-H.L.-G-ZZ-DR-A-01001

Issue: L00 - 01 - Ground & First Floor Level

NOTE  
 ALL DIMENSIONS TO BE CHECKED IN SITE  
 NO DIMENSIONS TO BE TAKEN FROM THIS DRAWING  
 THIS DRAWING IS TO BE USED IN CONJUNCTION WITH  
 ALL OTHER DRAWINGS SUBMITTED



**1 G 02 Second Floor**  
 1 : 200



**2 G 03 Third Floor**  
 1 : 200

C1	05/02/19	Phase 2 Stage 3 Submittal	MC	DC
C2	04/03/19	Phase 2 Stage 2 Submittal	MC	DC
REV	DATE	DESCRIPTION	BY	CHKD

**Planning**

**Henry J Lyons**

Architects + Interiors | +353 1 888 3333 | 81-85 Pearse Street  
 henry@henryj.com | h@henryj.com | Dublin D02 X090

CLIENT  
**Crown Square Developments Ltd.**  
 PROJECT  
**Crown Square Galway  
 Mixed-Use Development - Phase 2**  
 DATE: 02/02/19  
 SCALE: 1 : 200 (A1)  
 DRAWN: AJR/DC  
 CHECKED: Checker  
 MODEL FILE NAME: CSO-H.L.-PL-ZZ-DR-A-0000

DWGNO  
**L02 - 03 - Second & Third Floor Level**

PL. NO. / REV.	DRAWING NUMBER
859144	CSO - H.L. - G - ZZ - DR - A - G1802

DRAWING REVISION	REVISION
ISSUED FOR PLANNING APPROVAL	A1
	C3

NOTE  
 ALL DIMENSIONS TO BE CHECKED IN SITE  
 NO DIMENSIONS TO BE TAKEN FROM THIS DRAWING  
 THIS DRAWING IS TO BE USED IN CONJUNCTION WITH  
 ALL OTHER DRAWINGS



**1 G 04 Fourth Floor**  
 1: 200



**2 G 05 Fifth Floor**  
 1: 200

CS	06/02/19	Phase 2 Stage 3 Submittal	MC	DC
CI	06/02/19	Phase 2 Stage 2 Submittal	MD	DS
MS	DATE	DESCRIPTION	BY	CHKD

**Planning**

**Henry J Lyons**

Architects + Interiors | +353 1 688 3333 | 81-85 Pearse Street  
 henry@henryj.com | h.j.lyons@henryj.com | Dublin D02 X090

CLIENT  
**Crown Square Developments Ltd.**  
 PROJECT  
**Crown Square Galway  
 Mixed-Use Development - Phase 2**  
 DATE: 06/02/19  
 SCALE: 1: 200 (B1)  
 DRAWN: AJR/ST  
 CHECKED: C/MSK  
 MODEL FILE NAME: CSO-H.L.-PL-02-05-A-0000

DWG NO.  
**L04 - 05 - Fourth & Fifth Floor  
 Level**

PL. NO./REV.	DRAWING NUMBER
05/01/14	CSO - H.L. - G - ZZ - DR - A - G1803

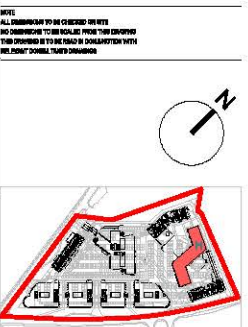
ISSUED FOR	REVISION
ISSUED FOR PLANNING APPROVAL	A1
	G3



2 H\_L00 - Ground Floor  
1:200



1 H\_L01 - First Floor  
1:200



NOTE:  
ALL DIMENSIONS TO BE CHECKED TWICE  
NO DIMENSIONS TO BE TAKEN FROM THE DRAWING  
THIS DRAWING IS TO BE USED IN CONJUNCTION WITH  
THE ARCHITECT'S CONTRACT DOCUMENTS

CD 06/02/19 Phase 2 Stage 3 Submission MD DC  
 DT 06/02/19 Phase 2 Stage 2 Submission MD DC  
 DD DATE 06/02/2019

Planning

**Henry J Lyons**

Architects & Interiors +0051 688 3333 01-85 Phoenix Street  
 info@henryjlyons.com h.j.lyons@henryjlyons.com Dublin D02 X090

CLIENT  
 Crown Square Developments Ltd.

PROJECT  
 Crown Square Galway  
 Mixed-Use Development - Phase 2

DATE 06/02/19  
 SCALE 1:200 (S&L)  
 DRAWN IC  
 CHECKED MD  
 MODEL FILE NAME CS04-H.L.-H-Z2-DR-A-H1001

DWG NO.  
 L00 - 01 - Ground & First Floor  
 Level

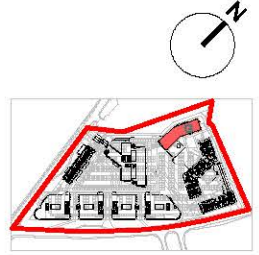
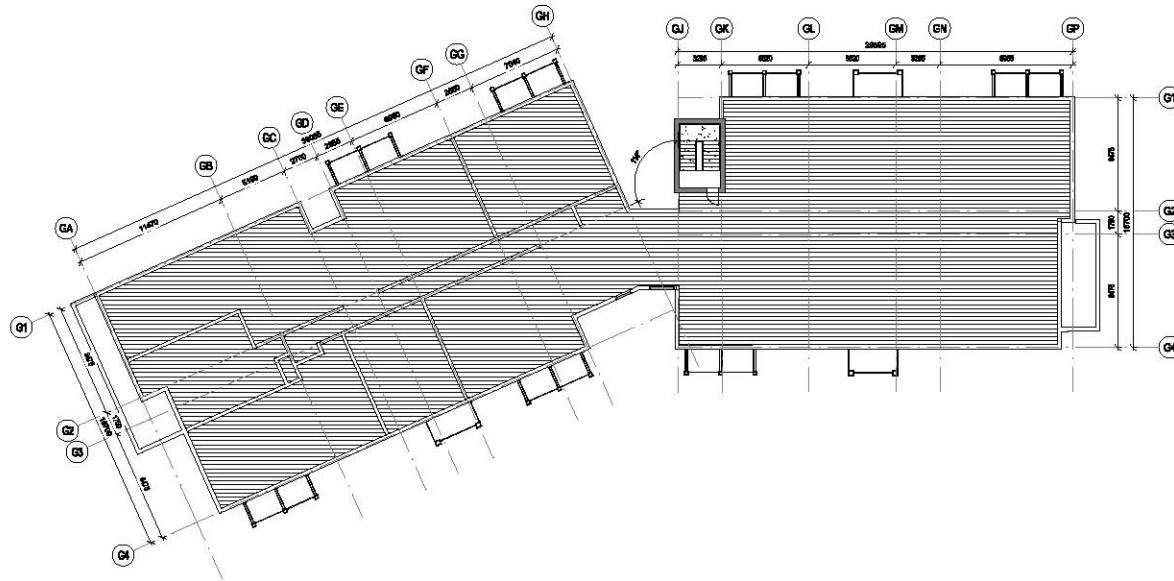
ALL DIM. IN METERS  
 8.5.2014  
 DRAWING NUMBER  
 CS0 - H.L. - H - Z2 - DR - A - H1001

ISSUED FOR PLANNING APPROVAL A1  
 REVISION  
 03

DATE OF ISSUE 03/02/2019



**NOTE**  
 ALL DIMENSIONS TO BE CHECKED IN SITE  
 NO DIMENSIONS TO BE TAKEN FROM THIS DRAWING  
 THIS DRAWING IS TO BE PAID IN CONJUNCTION WITH  
 THE FINAL DOUBLE CHECKED DRAWING



**1 G 08 Roof Level**  
 1 : 200

CI	05/02/19	Phase 2 Stage 3 Submittal	MD	DC
E1	05/02/19	Phase 2 Stage 2 Submittal	MD	DC
REV	DATE	DESCRIPTION	BY	CHKD

**Planning**

**Henry J Lyons**

Architects + Interiors | +353 1 888 3333 | 21-25 Pearse Street  
 henr@hjl.com | h.j.lyons@hjl.com | Dublin D02 XW99

**CLIENT**  
 Crown Square Developments Ltd.

**PROJECT**  
 Crown Square Galway  
 Mixed-Use Development - Phase 2

**DATE** 02/08/19  
**SCALE** 1 : 200 (A1)  
**DRAWN** AJR/ST  
**CHECKED** Checker  
**MODEL FILE NAME** CSO-H.L.-P1-ZZ-DR-A-0000

**DRAWN**  
**L08 - Roof Level**

A.L. NO./R.	DRAWING NUMBER
859144	CSO - H.L. - G - ZZ - DR - A - 01805

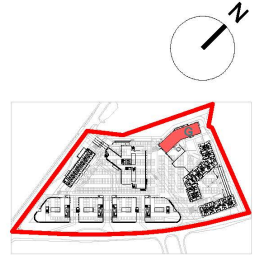
DRAWING REVISION	ISSUED FOR	REVISION
ISSUED FOR PLANNING APPROVAL	A1	C3



2 **G\_06 Sixth Floor**  
1 : 200



1 **G\_07 Seventh Floor**  
1 : 200



C2	06/07/2019	Phase 2 Stage 3 Submission	MD	DC
C1	06/03/2019	Phase 2 Stage 2 Submission	MD	DG
REV	DATE	DESCRIPTION	BY	CHKD

Planning

**Henry J Lyons**

Architecture + Interiors  
henryjlyons.com

+353 1 688 3333  
info@henryjlyons.com

51-54 Pearse Street  
Dublin D02 K466

CLIENT  
Crown Square Developments Ltd.

PROJECT  
Crown Square Galway  
Mixed-Use Development - Phase 2

DATE  
02/20/19

SCALE  
1 : 200 (B4)

DRAWN  
A.J.B./J.C.

CHECKED  
Checker

MODEL FILE NAME  
CSG-HJL-PL-ZZ-M3-A-0000

DRAWING  
L06 - 07 - Sixth & Seventh Floor  
Level

H.J.L. JOB No.  
850144

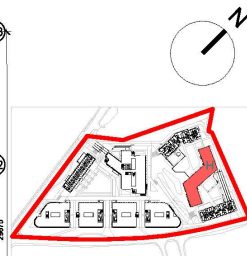
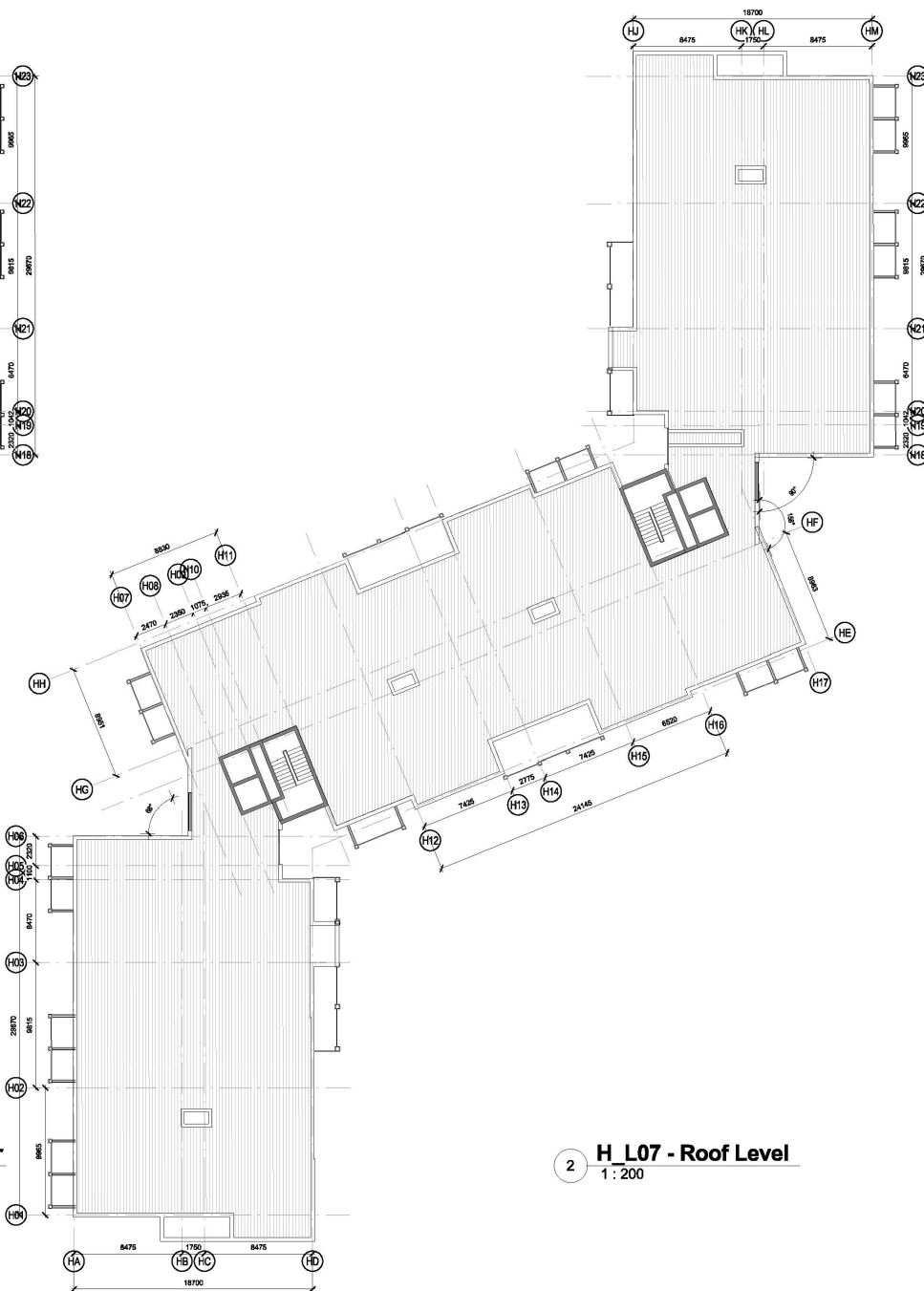
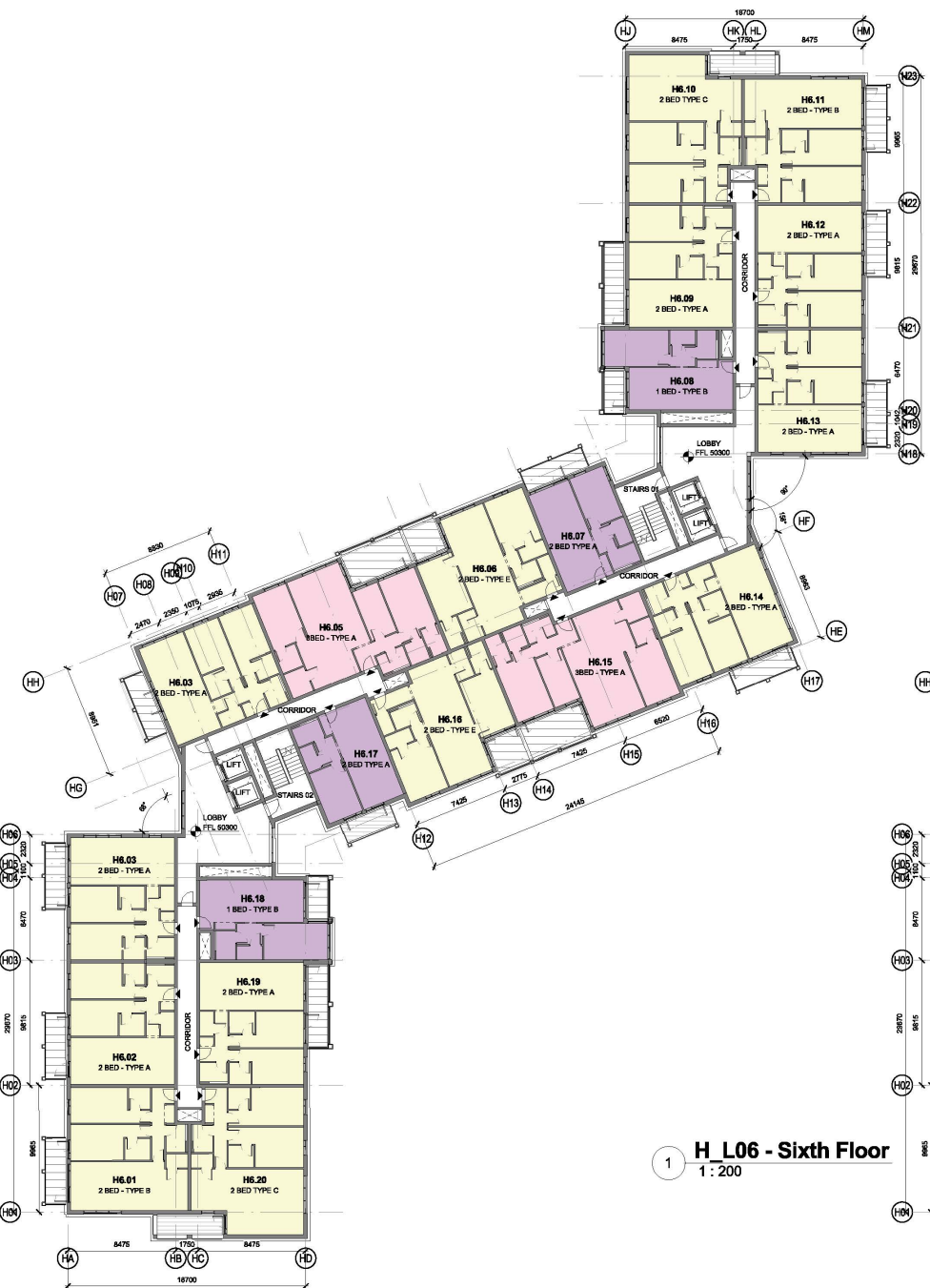
DRAWING NUMBER  
CSG - HJL - G - ZZ - DR - A - G1004

DRAWING STATUS  
ISSUED FOR PLANNING APPROVAL

REVISION  
A1 C2

COPYRIGHT © HENRY J LYONS

NOTE:  
ALL DIMENSIONS TO BE CHECKED ON SITE  
NO DIMENSIONS TO BE SCALED FROM THIS DRAWING  
THIS DRAWING IS TO BE READ IN CONJUNCTION WITH  
RELEVANT CONSULTANT DRAWINGS



C2	06/07/2018	Phase 2 Stage 3 Submission	MD	DC
C1	06/03/2018	Phase 2 Stage 2 Submission	MD	DG
REV	DATE	DESCRIPTION	BY	CHKD

Planning

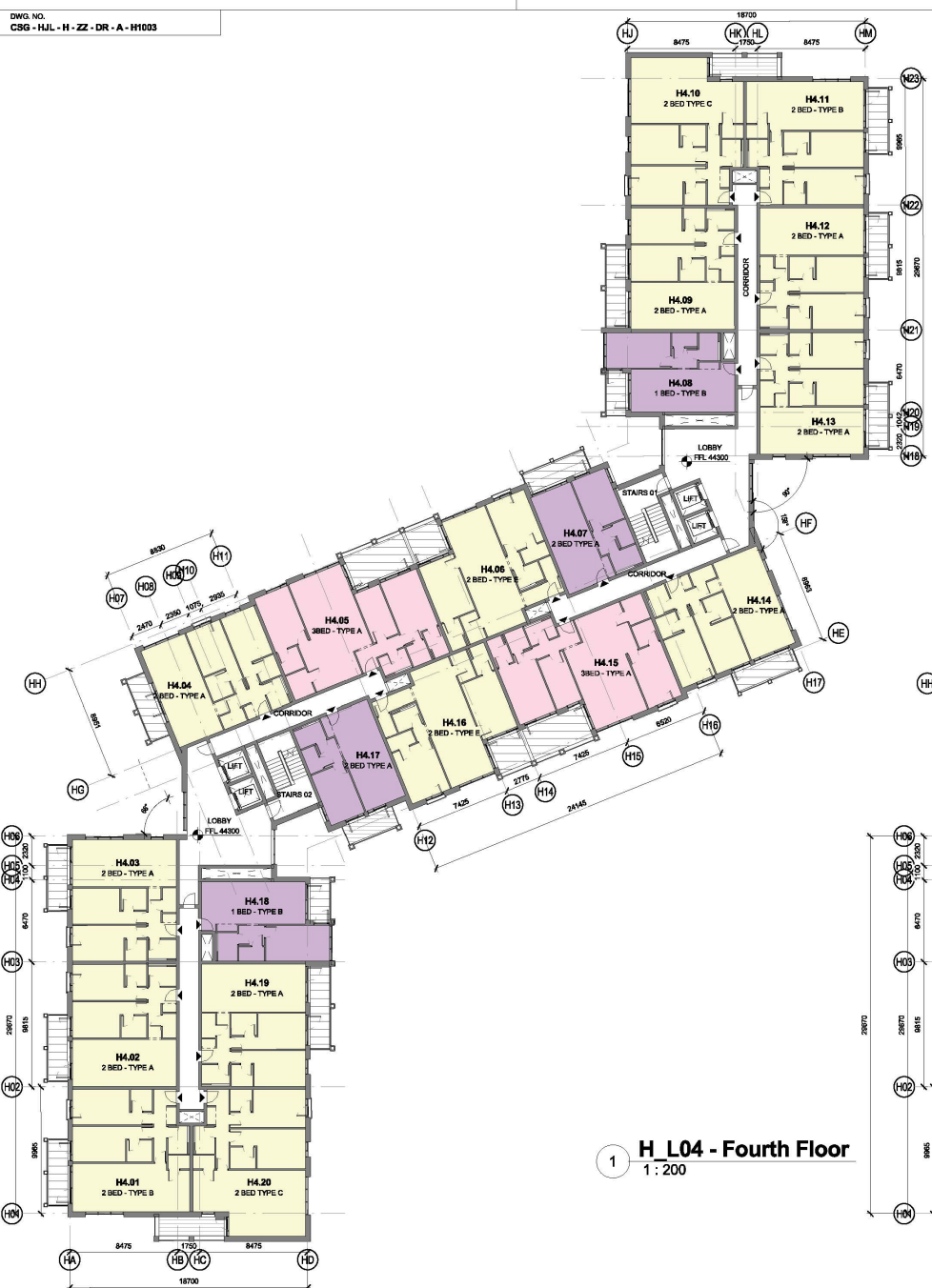
**Henry J Lyons**

Architecture + Interiors  
henryjlyons.com +353 1 688 3333  
info@henryjlyons.com 51-54 Pearse Street  
Dublin D02 K6A6

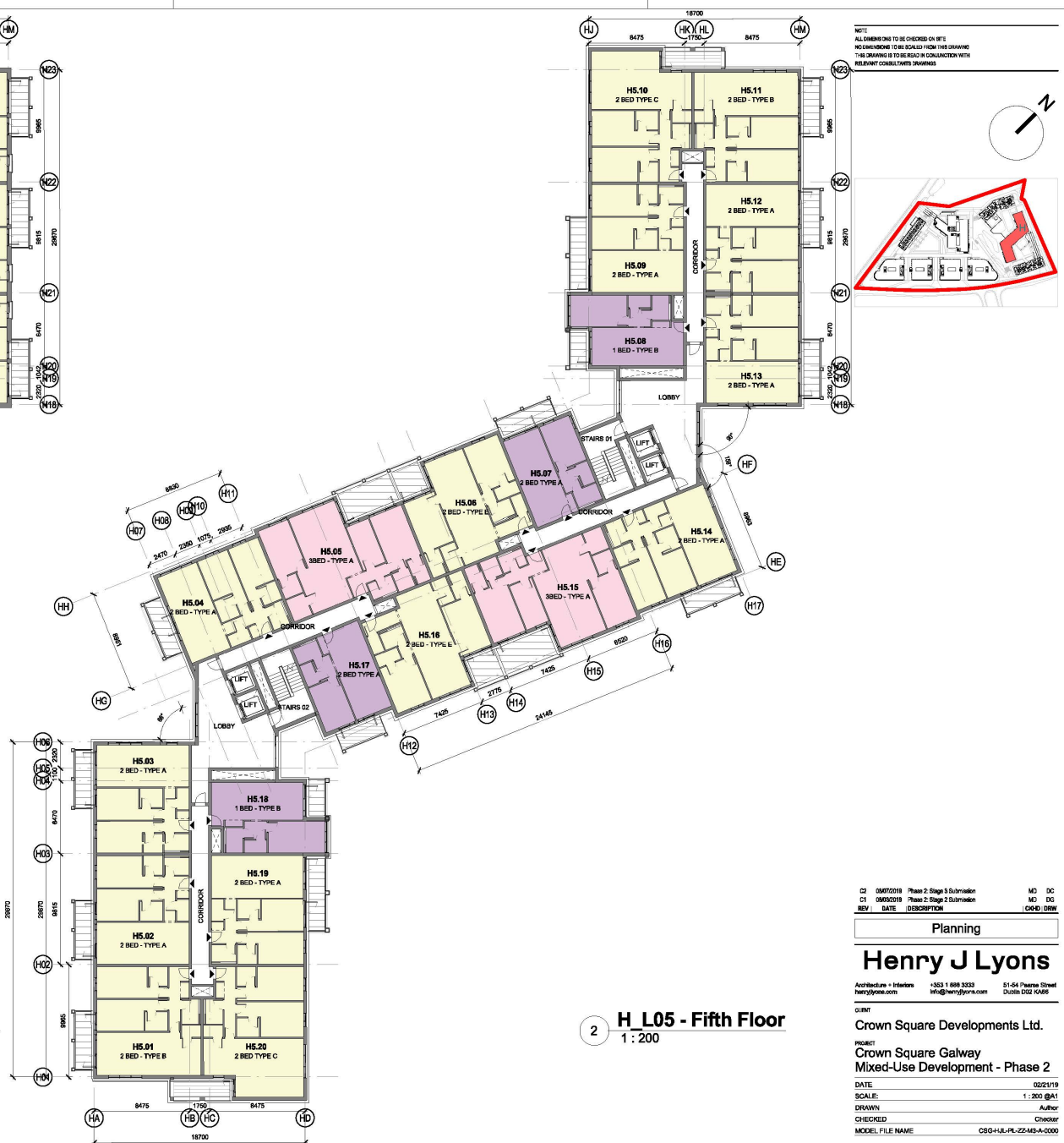
CLIENT  
Crown Square Developments Ltd.  
PROJECT  
Crown Square Galway  
Mixed-Use Development - Phase 2  
DATE  
02/21/19  
SCALE  
1 : 200 (B4)  
DRAWN  
A.J.B.  
CHECKED  
Checker  
MODEL FILE NAME  
CSG-HJL-PL-ZZ-M3-A-0000  
DRAWING  
L06 - 07 - Sixth Floor & Roof Level

HJL JOB No.	DRAWING NUMBER
850144	CSG - HJL - H - ZZ - DR - A - H1004

DRAWING STATUS:	ISSUED FOR PLANNING APPROVAL	A1	REVISION	C2
-----------------	------------------------------	----	----------	----



1 **H\_L04 - Fourth Floor**  
1 : 200



2 **H\_L05 - Fifth Floor**  
1 : 200

NOTE:  
ALL DIMENSIONS TO BE CHECKED ON SITE  
NO DIMENSIONS TO BE SCALE FROM THIS DRAWING  
THIS DRAWING IS TO BE READ IN CONJUNCTION WITH  
RELEVANT CONSULTATIVE DRAWINGS



C2	08/07/2018	Phase 2 Stage 3 Submission	MD	DC
C1	06/03/2018	Phase 2 Stage 2 Submission	MD	DG
REV	DATE	DESCRIPTION	BY	CHKD

Planning

**Henry J Lyons**

Architecture + Interiors  
henryjlyons.com  
+353 1 688 3333  
info@henryjlyons.com

51-54 Pearse Street  
Dublin D02 K046

CLIENT  
Crown Square Developments Ltd.

PROJECT  
Crown Square Galway  
Mixed-Use Development - Phase 2

DATE: 02/21/19  
SCALE: 1 : 200 (B1)

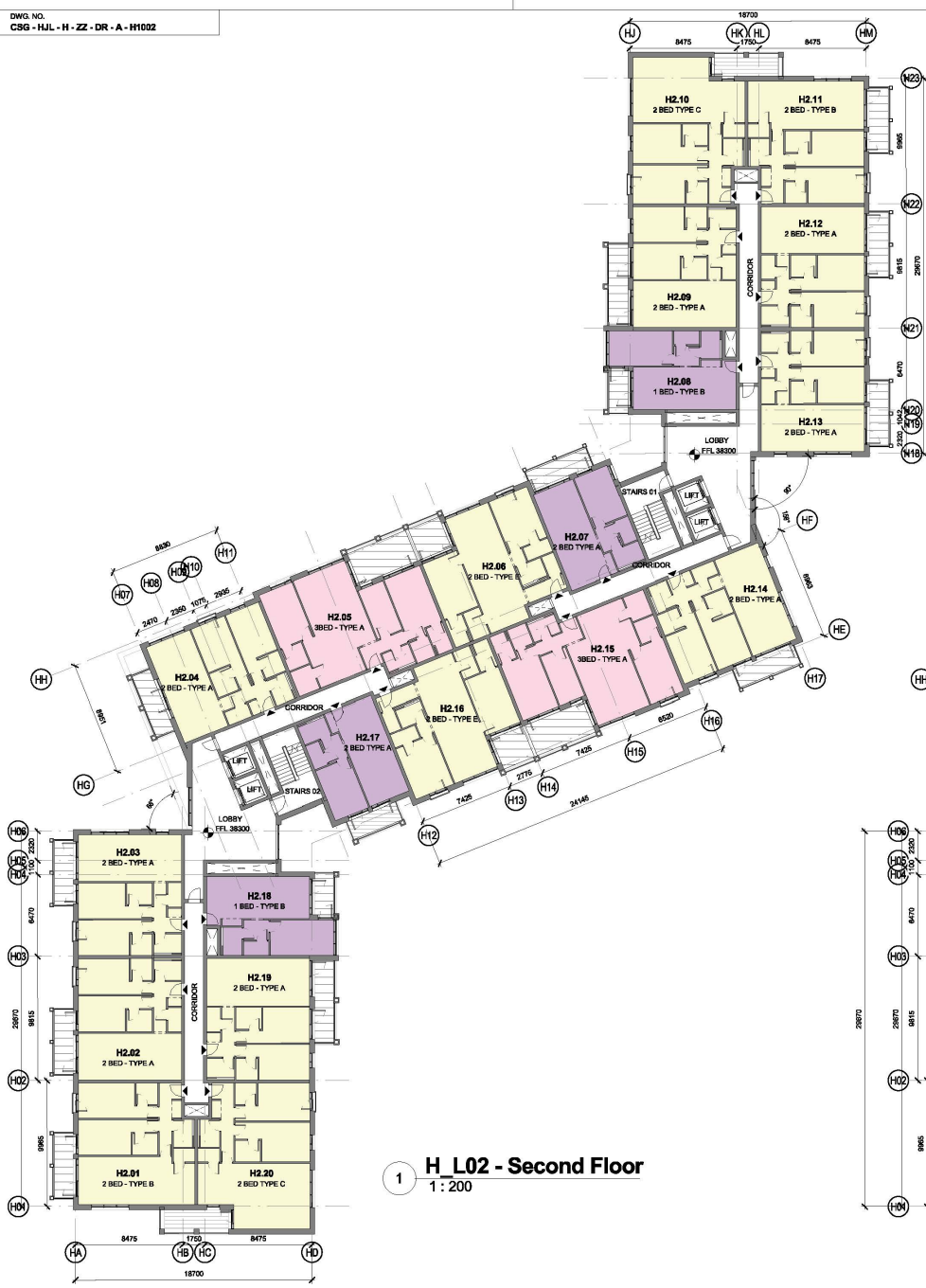
DRAWN: AJL  
CHECKED: Chioder  
MODEL FILE NAME: CS6-HJL-PL-ZZ-MS-A-0000

DRAWING  
L04 - 05 - Fourth & Fifth Floor Level

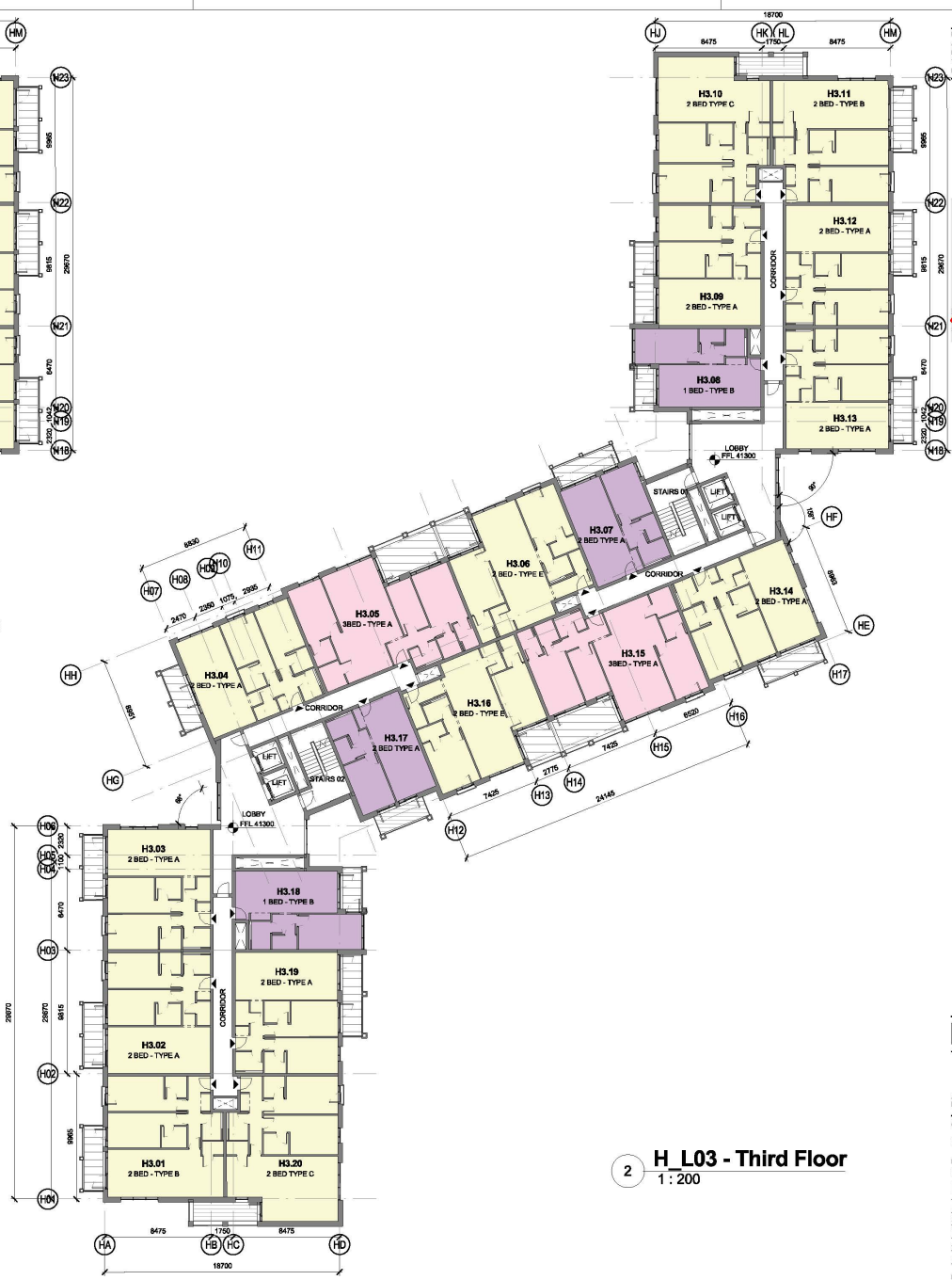
H.L. JOB No. **850144** DRAWING NUMBER **CS6 - HJL - H - ZZ - DR - A - H1003**

DRAWING STATUS: ISSUED FOR PLANNING APPROVAL A1 REVISION: C2

COPYRIGHT © HENRY LYONS



1 **H\_L02 - Second Floor**  
1 : 200



2 **H\_L03 - Third Floor**  
1 : 200

NOTE:  
ALL DIMENSIONS TO BE CHECKED ON SITE  
NO DIMENSIONS TO BE SCALE FROM THIS DRAWING  
THIS DRAWING IS TO BE READ IN CONJUNCTION WITH  
RELEVANT CONSULTANT DRAWINGS



C2	08/07/2018	Phase 2 Stage 3 Submission	MD	DC
C1	06/03/2018	Phase 2 Stage 2 Submission	MD	DG
REV	DATE	DESCRIPTION	DESIGN	DRAWN

Planning

**Henry J Lyons**

Architecture + Interiors  
henryjlyons.com | +353 1 688 3333 | 51-54 Pearse Street  
info@henryjlyons.com | Dublin D02 K646

CLIENT  
Crown Square Developments Ltd.

PROJECT  
Crown Square Galway  
Mixed-Use Development - Phase 2

DATE: 02/21/19  
SCALE: 1 : 200 (B1)  
DRAWN: AJL  
CHECKED: Chioder  
MODEL FILE NAME: CS6-HJL-PL-ZZ-H3-A-0000

DRAWING  
L02 - 03 - Second & Third Floor  
Level

H.L. JOB No. **850144** | DRAWING NUMBER **CS6 - HJL - H - ZZ - DR - A - H1002**

DRAWING STATUS: ISSUED FOR PLANNING APPROVAL | A1 | REVISION: C2

COPYRIGHT © HENRY LYONS



1 P2 - Street Elevation - West Elevation  
 1:200

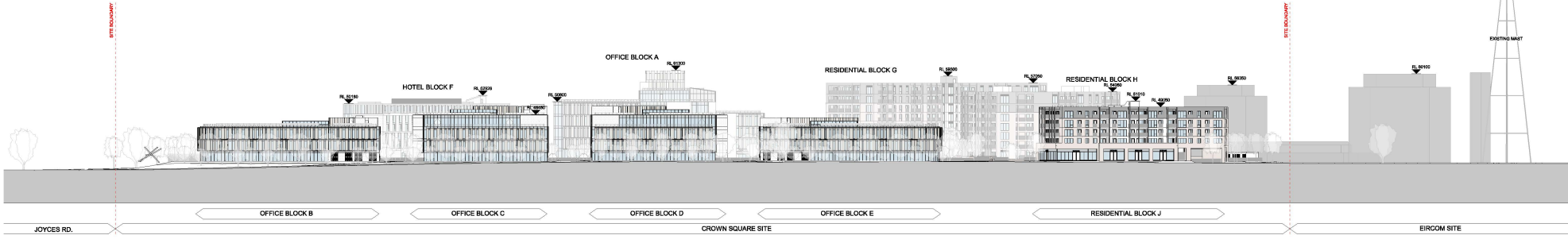


2 P2 - Active Walkway - North Elevation  
 1:200




3 P2 - Plaza - South Elevation  
 1:200


CS 09/07/20	Phase 2 Stage 3 Submission	MC	C
REV	DATE	DESCRIPTION	BY
PLANNING			
<b>Henry J Lyons</b>			
Architects + Planners	+353 1 888 3333	25-64 Thomas Street	DUBLIN D02 YK06
www.henryjlyons.com			
CLIENT			
Crown Square Developments Ltd.			
PROJECT			
Crown Square Galway			
DATE	09/07/20		
SCALE	1:200 (PG 02)		
DRAWN	Andy		
CHECKED	Thomas		
MODEL FILE NAME	CS0-H/L-ZZ-XX-DR-A-2020		
DRAWING			
Phase 2 - South, North, East Site Elevations			
FILE NO.	CS0 - H/L - ZZ - XX - DR - A - 2020		
DRAWING NO.	990144		
ISSUED FOR PLANNING APPROVAL	AI	REVISION	C2
COPYRIGHT © 2020 HENRY J LYONS			



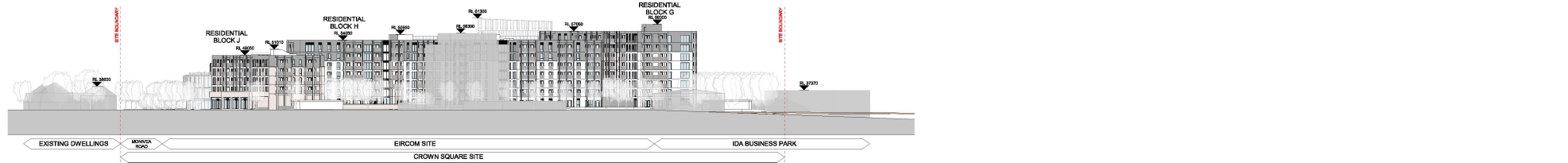
1 Site Elevation - South  
1: 500



2 Site Elevation - West  
1: 500




3 Site Elevation - North  
1: 500

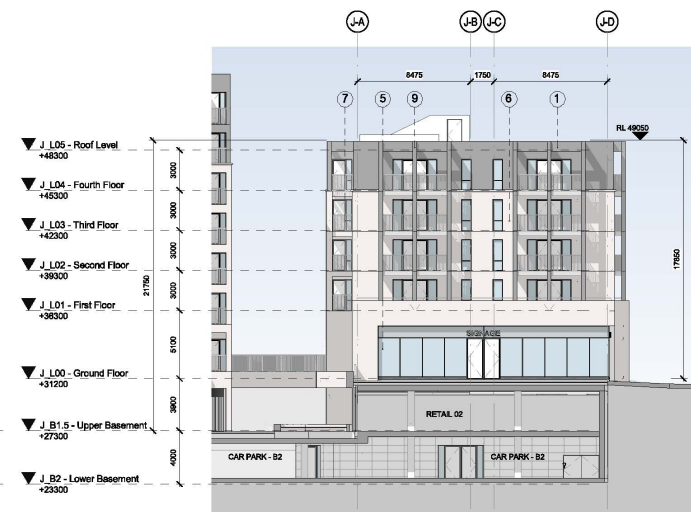


4 Site Elevation - East  
1: 500

CS 08/2016 Phase 3 Design Submission	MC 03
CS 09/2016 Phase 3 Design Submission	MC 03
CS 09/2016 Interim Planning	MC 03
REV / DATE / DESCRIPTION	DATE / DRAWN
<b>Planning</b>	
<b>Henry J Lyons</b>	
Architects + Planners 1000 Lakeshore Blvd. West Toronto, ON M6H 1P5	
Crown Square Developments Ltd. 1000 Lakeshore Blvd. West Toronto, ON M6H 1P5	
Crown Square Developments Ltd. 1000 Lakeshore Blvd. West Toronto, ON M6H 1P5 DATE: 10/1/16 SCALE: 1:500 (B+C) DRAWN: J.L. (MC) CHECKED: J.L. (MC) MODEL FILE NAME: CS6 - HAL - Z2 - XX - DR - A - 2016	
Contextual Elevations	
FILE NO.: CS6 - HAL - Z2 - XX - DR - A - 2016 990144 CS6 - HAL - Z2 - XX - DR - A - 2016 DRAWING NO.: 990144 REVISED: ISSUED FOR PLANNING APPROVAL: A1 C3 C:\Program Files (x86)\	



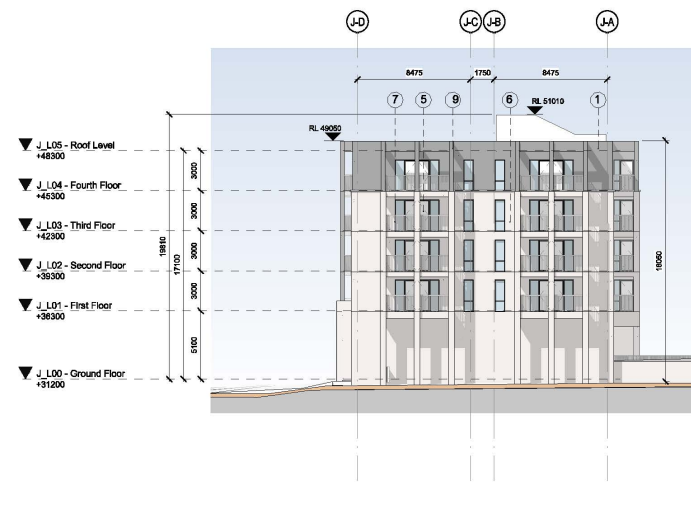
1 **Block J North Elevation Planning**  
1 : 200



2 **Block J West Elevation Planning**  
1 : 200



3 **Block J South Elevation Planning**  
1 : 200



4 **Block J East Elevation Planning**  
1 : 200

NOTE  
ALL DIMENSIONS TO BE CHECKED ON SITE  
NO DIMENSIONS TO BE SCALED FROM THIS DRAWING  
THIS DRAWING IS TO BE READ IN CONJUNCTION WITH  
RELEVANT CONSULTATIVE DRAWINGS



**MATERIALS LEGEND**

- 1 ZINC CLADDING
- 2 STONE CLADDING
- 3 ZINC PARAPET
- 4 RENDER FINISH
- 5 ALUMINIUM FRAMED GLAZING
- 6 SELECTED BRICK FACADE
- 7 METAL RAILING GUARDING
- 8 GLAZED BALCONY GUARDING
- 9 ZINC CLAD COLUMN

C2 08/07/2019 Phase 2 Stage 3 Submission MD DG  
C1 06/03/2019 Phase 2 Stage 2 Submission MD DG  
REV DATE DESCRIPTION CADD/DRAW

**Planning**

**Henry J Lyons**

Architects + Interiors info@henryjlyons.com 51-54 Pearse Street Dublin D02 K046

CLIENT  
Crown Square Developments Ltd.

PROJECT  
Crown Square Galway  
Mixed-Use Development - Phase 2

DATE 02/21/19  
SCALE 1 : 200 (B4)  
DRAWN IC  
CHECKED MD  
MODEL FILE NAME CSG-HJL-PL-ZZ-M3-A-0000

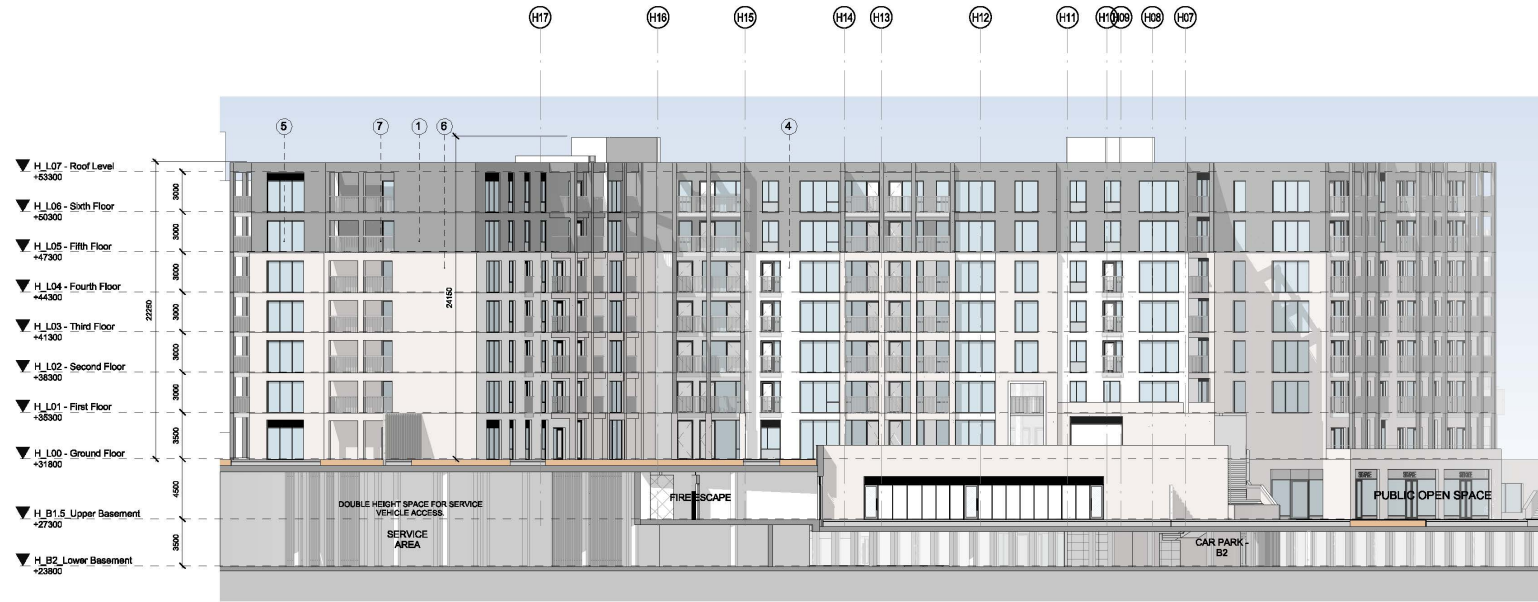
DRAWING  
North, South, East & West  
Elevations

HJL JOB No. 850144 DRAWING NUMBER CSG - HJL - J - XX - DR - A - J2000

DRAWING STATUS: ISSUED FOR PLANNING APPROVAL A1 REVISION: C2




NOTE:  
ALL DIMENSIONS TO BE CHECKED ON SITE  
NO DIMENSIONS TO BE SCALED FROM THIS DRAWING  
THIS DRAWING IS TO BE READ IN CONJUNCTION WITH  
RELEVANT CONSULTATIVE DRAWINGS



**MATERIALS LEGEND**

- 1 ZINC CLADDING
- 2 STONE CLADDING
- 3 ZINC PARAPET
- 4 RENDER FINISH
- 5 ALUMINIUM FRAMED GLAZING
- 6 SELECTED BRICK FACADE
- 7 METAL RAILING GUARDING
- 8 GLAZED BALCONY GUARDING
- 9 ZINC CLAD COLUMN

1 **Block H\_Facade 01\_North\_Planning**  
1 : 200



2 **Block H\_Facade 02\_South\_Planning**  
1 : 200

C2	08/07/2018	Phase 2 Stage 3 Submission	MD	DG
C1	06/03/2018	Phase 2 Stage 2 Submission	MD	DG
REV	DATE	DESCRIPTION	CDSD	DMW

**Planning**

**Henry J Lyons**

Architecture + Interiors  
henryjlyons.com | +353 1 688 3333 | 51-54 Pearse Street  
Info@henryjlyons.com | Dublin D02 K066

CLIENT  
**Crown Square Developments Ltd.**

PROJECT  
**Crown Square Galway  
Mixed-Use Development - Phase 2**

DATE  
02/21/19

SCALE  
1 : 200 (B1)

DRAWN  
AJL

CHECKED  
Checker

MODEL FILE NAME  
CSG-HJL-PL-ZZ-M3-A-0000

DRAWING  
**Facade 01 & 02**

HJL JOB No.  
**850144**

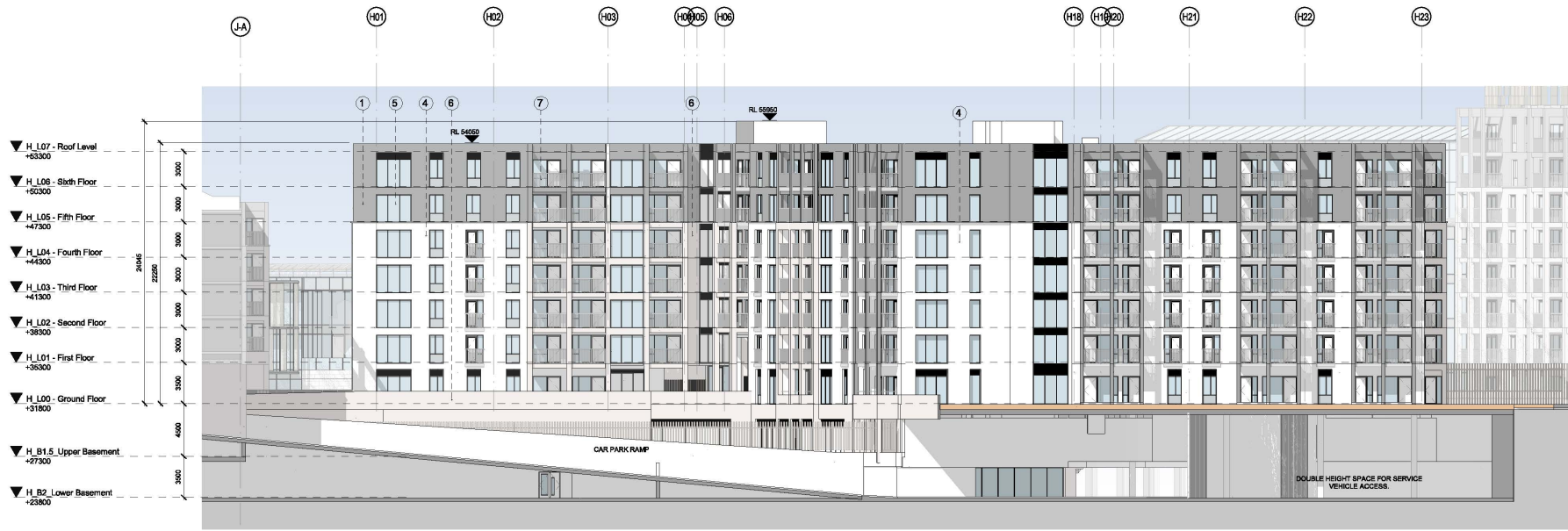
DRAWING NUMBER  
**CSG - HJL - H - XX - DR - A - H2002**

DRAWING STATUS  
ISSUED FOR PLANNING APPROVAL

REVISION  
A1 C2

COPYRIGHT © HENRY J LYONS

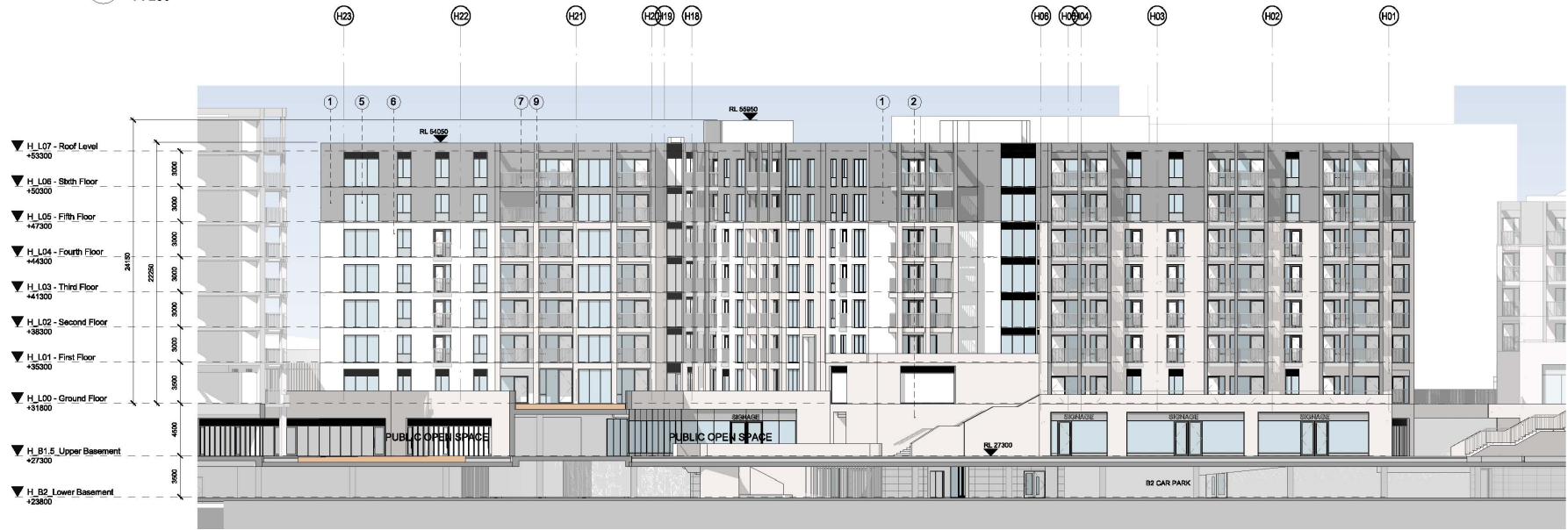
NOTE:  
ALL DIMENSIONS TO BE CHECKED ON SITE  
NO DIMENSIONS TO BE SCALED FROM THIS DRAWING  
THIS DRAWING IS TO BE READ IN CONJUNCTION WITH  
RELEVANT CONSULTATIVE DRAWINGS



**MATERIALS LEGEND**

- 1 ZINC CLADDING
- 2 STONE CLADDING
- 3 ZINC PARAPET
- 4 RENDER FINISH
- 5 ALUMINIUM FRAMED GLAZING
- 6 SELECTED BRICK FACADE
- 7 METAL RAILING GUARDING
- 8 GLAZED BALCONY GUARDING
- 9 ZINC CLAD COLUMN

**1 Block H East Elevation Planning**  
1 : 200



**4 Block H West Elevation Planning**  
1 : 200

C2	06/07/2018	Phase 2 Stage 3 Submission	MD	DC
C1	06/03/2018	Phase 2 Stage 2 Submission	MD	DG
REV	DATE	DESCRIPTION	CD	DRW

**Planning**

**Henry J Lyons**

Architecture + Interiors  
henryjlyons.com  
+353 1 688 3333  
info@henryjlyons.com  
51-54 Pearse Street  
Dublin D02 K466

CLIENT  
**Crown Square Developments Ltd.**

PROJECT  
**Crown Square Galway  
Mixed-Use Development - Phase 2**

DATE	02/21/19
SCALE	1 : 200 (B4)
DRAWN	IC
CHECKED	MD
MODEL FILE NAME	CSG-HJL-PL-ZZ-M3-A-0000

DRAWING  
**East & West Elevations**

HJL JOB No.	DRAWING NUMBER
850144	CSG - HJL - H - XX - DR - A - H2001

DRAWING STATUS:	ISSUED FOR PLANNING APPROVAL	A1	REVISION	C2
-----------------	------------------------------	----	----------	----

NOTE:  
ALL DIMENSIONS TO BE CHECKED ON SITE  
NO DIMENSIONS TO BE SCALED FROM THIS DRAWING  
THIS DRAWING IS TO BE READ IN CONJUNCTION WITH  
RELEVANT CONSULTATIVE DRAWINGS



**MATERIALS LEGEND**

- 1 ZINC CLADDING
- 2 STONE CLADDING
- 3 ZINC PARAPET
- 4 RENDER FINISH
- 5 ALUMINIUM FRAMED GLAZING
- 6 SELECTED BRICK FACADE
- 7 METAL RAILING GUARDING
- 8 GLAZED BALCONY GUARDING
- 9 ZINC CLAD COLUMN

1 **Block H North Elevation Planning**  
1 : 200



2 **Block H South Elevation Planning**  
1 : 200

C2	08/07/2019	Phase 2 Stage 3 Submission	MD	DC
C1	06/03/2019	Phase 2 Stage 2 Submission	MD	DG
REV	DATE	DESCRIPTION	CD	DRW

**Planning**

**Henry J Lyons**

Architecture + Interiors  
henryjlyons.com +353 1 688 3333  
info@henryjlyons.com 51-54 Pearse Street  
Dublin D02 K066

CLIENT  
**Crown Square Developments Ltd.**

PROJECT  
**Crown Square Galway  
Mixed-Use Development - Phase 2**

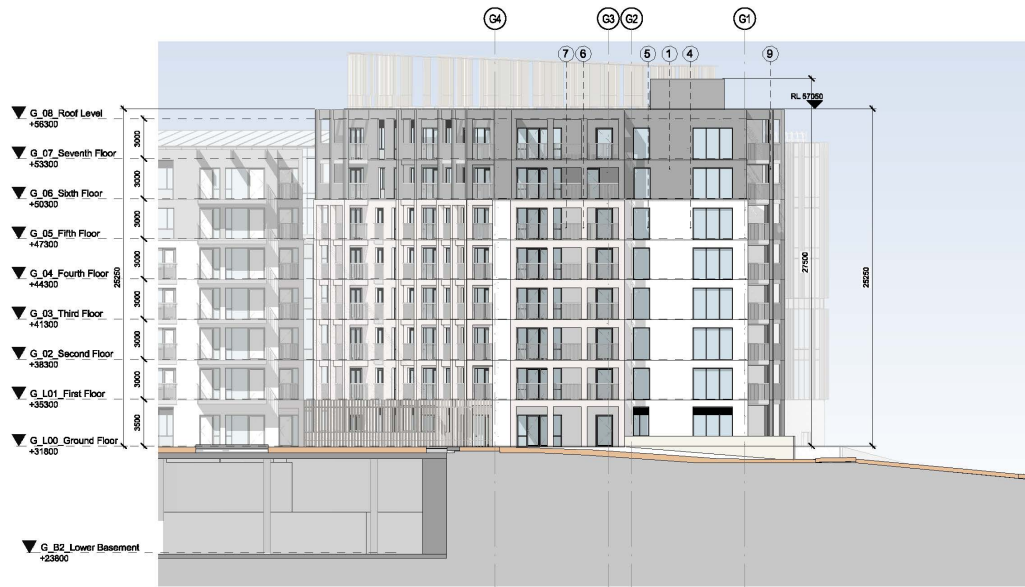
DATE	02/21/19
SCALE	1 : 200 (B4)
DRAWN	IC
CHECKED	MD
MODEL FILE NAME	CSG-HJL-PL-ZZ-M3-A-0000

DRAWING  
**North & South Elevations**

HJL JOB No	DRAWING NUMBER
850144	CSG - HJL - H - XX - DR - A - H2000

DRAWING STATUS	REVISION
ISSUED FOR PLANNING APPROVAL	A1
	C2

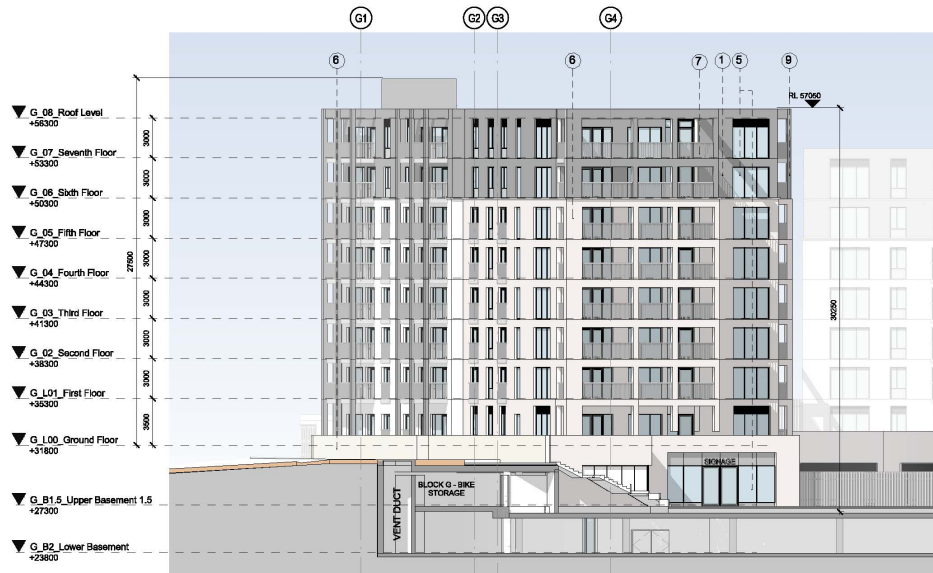
NOTE  
ALL DIMENSIONS TO BE CHECKED ON SITE  
NO DIMENSIONS TO BE SCALED FROM THIS DRAWING  
THIS DRAWING IS TO BE READ IN CONJUNCTION WITH  
RELEVANT CONSULTATIVE DRAWINGS



**MATERIALS LEGEND**

- 1 ZINC CLADDING
- 2 STONE CLADDING
- 3 ZINC PARAPET
- 4 RENDER FINISH
- 5 ALUMINIUM FRAMED GLAZING
- 6 SELECTED BRICK FACADE
- 7 METAL RAILING GUARDING
- 8 GLAZED BALCONY GUARDING
- 9 ZINC CLAD COLUMN

1 **Block G East Elevation Planning**  
1 : 200



2 **Block G West Elevation Planning**  
1 : 200

C2	06/07/2019	Phase 2 Stage 3 Submission	MD	DC
C1	06/03/2019	Phase 2 Stage 2 Submission	MD	DG
REV	DATE	DESCRIPTION	CD	DRW

**Planning**

**Henry J Lyons**

Architecture + Interiors  
henryjlyons.com +353 1 688 3333  
henryjlyons.com info@henryjlyons.com 51-54 Pearse Street  
Dublin D02 K066

CLIENT  
Crown Square Developments Ltd.

PROJECT  
Crown Square Galway  
Mixed-Use Development - Phase 2

DATE 03/22/19  
SCALE 1 : 200 (B4)  
DRAWN IC  
CHECKED MD  
MODEL FILE NAME CSG-HJL-PL-ZZ-M3-A-0000

DRAWING  
East & West Elevations

HJL JOB NO. 850144 DRAWING NUMBER CSG - HJL - G - XX - DR - A - G2001

DRAWING STATUS: ISSUED FOR PLANNING APPROVAL A1 REVISION: C2



1 **Block G North Elevation Planning**  
1 : 200



**MATERIALS LEGEND**

- 1 ZINC CLADDING
- 2 STONE CLADDING
- 3 ZINC PARAPET
- 4 RENDER FINISH
- 5 ALUMINIUM FRAMED GLAZING
- 6 SELECTED BRICK FACADE
- 7 METAL RAILING GUARDING
- 8 GLAZED BALCONY GUARDING
- 9 ZINC CLAD COLUMN



3 **Block G South Elevation Planning**  
1 : 200

C2	08/07/2018	Phase 2 Stage 3 Submission	MD	DC
C1	06/03/2018	Phase 2 Stage 2 Submission	MD	DG
REV	DATE	DESCRIPTION	CD	DRW

**Planning**

**Henry J Lyons**

Architecture + Interiors  
henryjlyons.com | +353 1 688 3333 | 51-54 Pearse Street  
Info@henryjlyons.com | Dublin D02 K046

CLIENT  
Crown Square Developments Ltd.

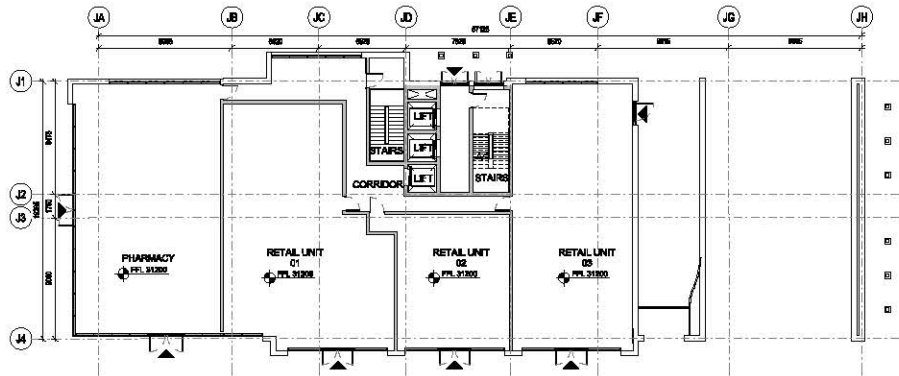
PROJECT  
Crown Square Galway  
Mixed-Use Development - Phase 2

DATE	02/21/19
SCALE	1 : 200 (B4)
DRAWN	AJL/BC
CHECKED	Checker
MODEL FILE NAME	CSG-HJL-PL-ZZ-M3-A-0000

DRAWING  
North & South Elevations

HJL JOB No.	DRAWING NUMBER
850144	CSG - HJL - G - XX - DR - A - G2000

DRAWING STATUS:	ISSUED FOR PLANNING APPROVAL	A1	REVISION	C2
-----------------	------------------------------	----	----------	----



1 **J L00 - Ground Floor**  
 1: 200



2 **J L01 - First Floor**  
 1: 200



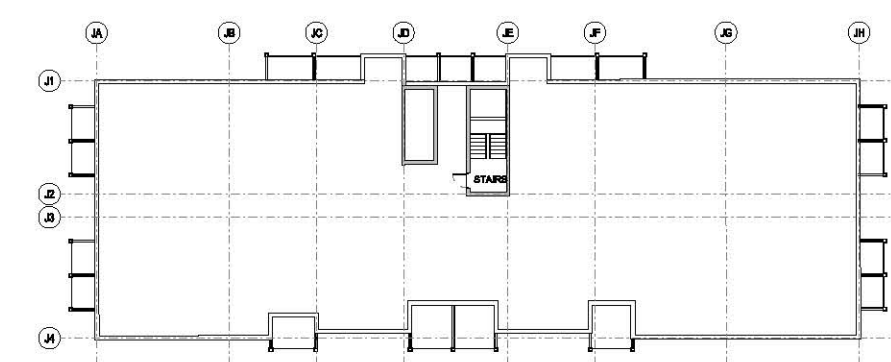
3 **J L02 - Second Floor**  
 1: 200



4 **J L03 - Third Floor**  
 1: 200

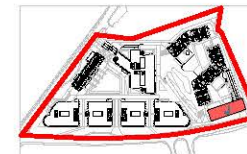


5 **J L04 - Fourth Floor**  
 1: 200



6 **J L05 - Roof Level**  
 1: 200

NOTE:  
 ALL DIMENSIONS TO BE CHECKED IN THE FIELD.  
 NO DIMENSIONS TO BE TAKEN FROM THIS DRAWING.  
 THIS DRAWING IS TO BE USED IN CONJUNCTION WITH  
 ALL OTHER DRAWINGS OF THIS DEVELOPMENT.



CD	05/02/19	Phase 2 Stage 3 Submittal	MD	DC
CI	04/02/19	Phase 2 Stage 2 Submittal	MD	DC
MS	DATE	LOADING/UNLOADING	DATE	LOADING/UNLOADING

**Planning**

## Henry J Lyons

Architects + Interiors | +353 1 888 3333 | 11-05 Phoenix Street  
 henry@hjl.com | hjl@hjl.com | Dublin D02 X090

CLIENT  
 Crown Square Developments Ltd.

PROJECT  
 Crown Square Galway  
 Mixed-Use Development - Phase 2

DATE  
 05/02/19

SCALE  
 1:200 (B4)

DRAWN  
 AJR/ST

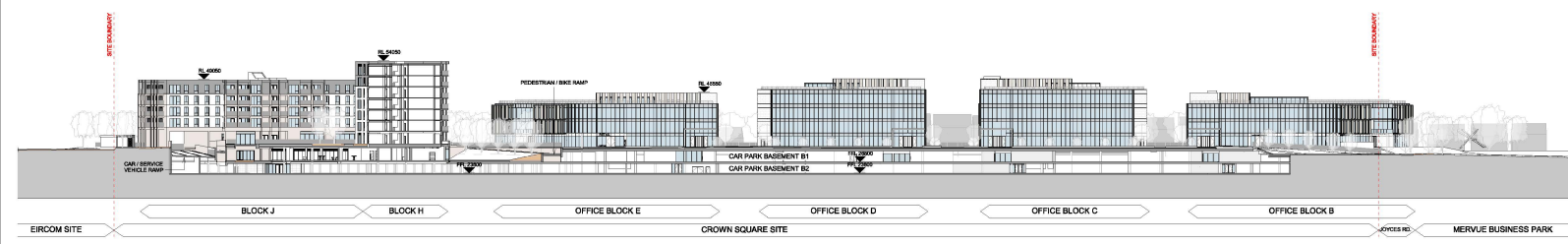
CHECKED  
 Checker

MODEL FILE NAME  
 CB0-H.L.-PL-02-05-A-0000

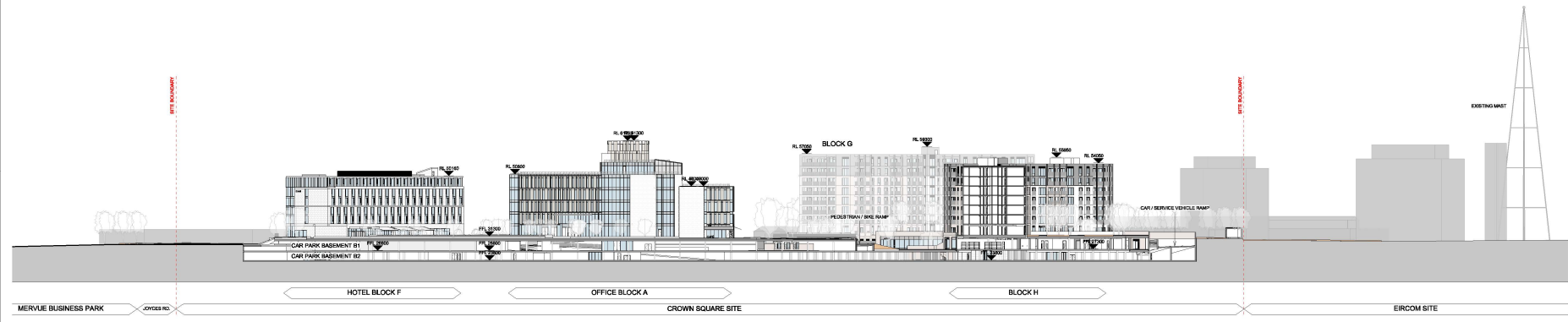
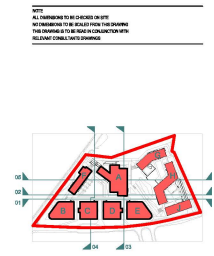
ISSUED FOR PLANNING APPROVAL

PL. NO./REV.	DRAWING NUMBER	REVISION
05/01/14	CB0 - H.L. - J - XX - DR - A - J1001	A1

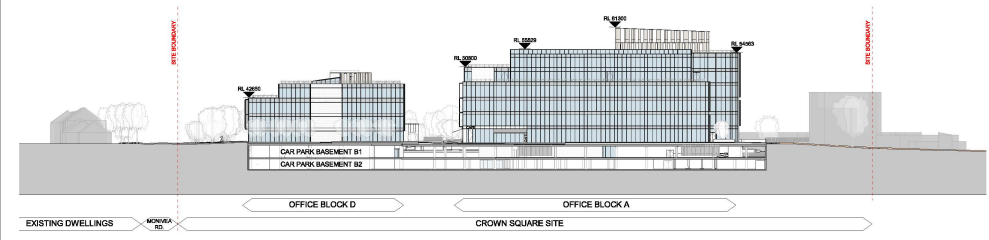
ISSUED FOR PLANNING APPROVAL



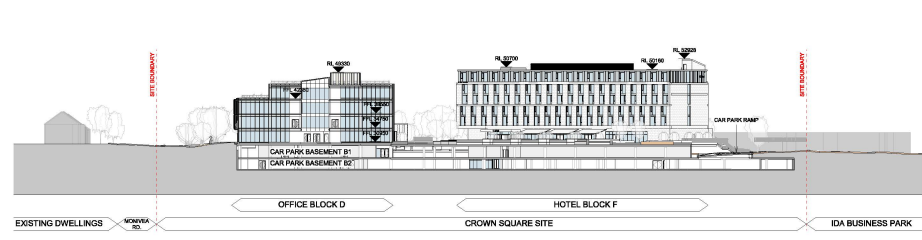
1 Site Section 01  
1 : 500




2 Site Section 02  
1 : 500



3 Site Section 03  
1 : 500



4 Site Section 04  
1 : 500



5 Site Section 05  
1 : 500

CS 08/2016 Phase 2 Stage 3 Submission MC CS  
 CS 09/2016 Phase 2 Stage 3 Submission MC CS  
 CS 05/2018 Revised/Revised MC MC  
 REV DATE DESCRIPTION  
 Planning  
**Henry J Lyons**  
 Architects + Planners 0203 1888 3333 25 Gai Thomas Street  
 info@henryjlyons.com hjl@henryjlyons.com 0203 1888 3333  
 GMAF  
 Crown Square Developments Ltd.  
 Crown Square Galway  
 Mixed-Use Development - Phase 2  
 DATE 10/09/18  
 SCALE 1:500 (PLAN)  
 DRAWN AC  
 CHECKED MD  
 MODEL FILE NAME CS9-HUL-ZZ-XX-DR-A-2010.rvt  
 DRAWN  
 Site Sections 01

- LEGEND:**
- PROPOSED EXTENT OF DEVELOPMENT
- LAND WITHIN DEVELOPERS OWNERSHIP
- NOTES:**
1. ALL ROAD MARKINGS TO BE IN ACCORDANCE WITH CHAPTER 7 OF THE SPECIFICATION OF ROADWORK PUBLISHED BY THE ROAD AND TRAFFIC AUTHORITY OF IRELAND.
  2. THE PROPOSED ROADWORK SHALL BE SUBJECT TO THE PLANNING APPLICATION PROCESS AND ARE SUBJECT TO GALWAY CITY COUNCIL APPROVAL.
  3. IMPROVEMENT TO PUBLIC LIGHTING ARE NOT PART OF THE SCHEME.
  4. ADDITIONAL ROAD MARKINGS AND SIGNS MAY BE PROVIDED AT THE DISCRETION OF THE ENGINEER FOLLOWING CONSULTATION WITH GALWAY CITY COUNCIL.



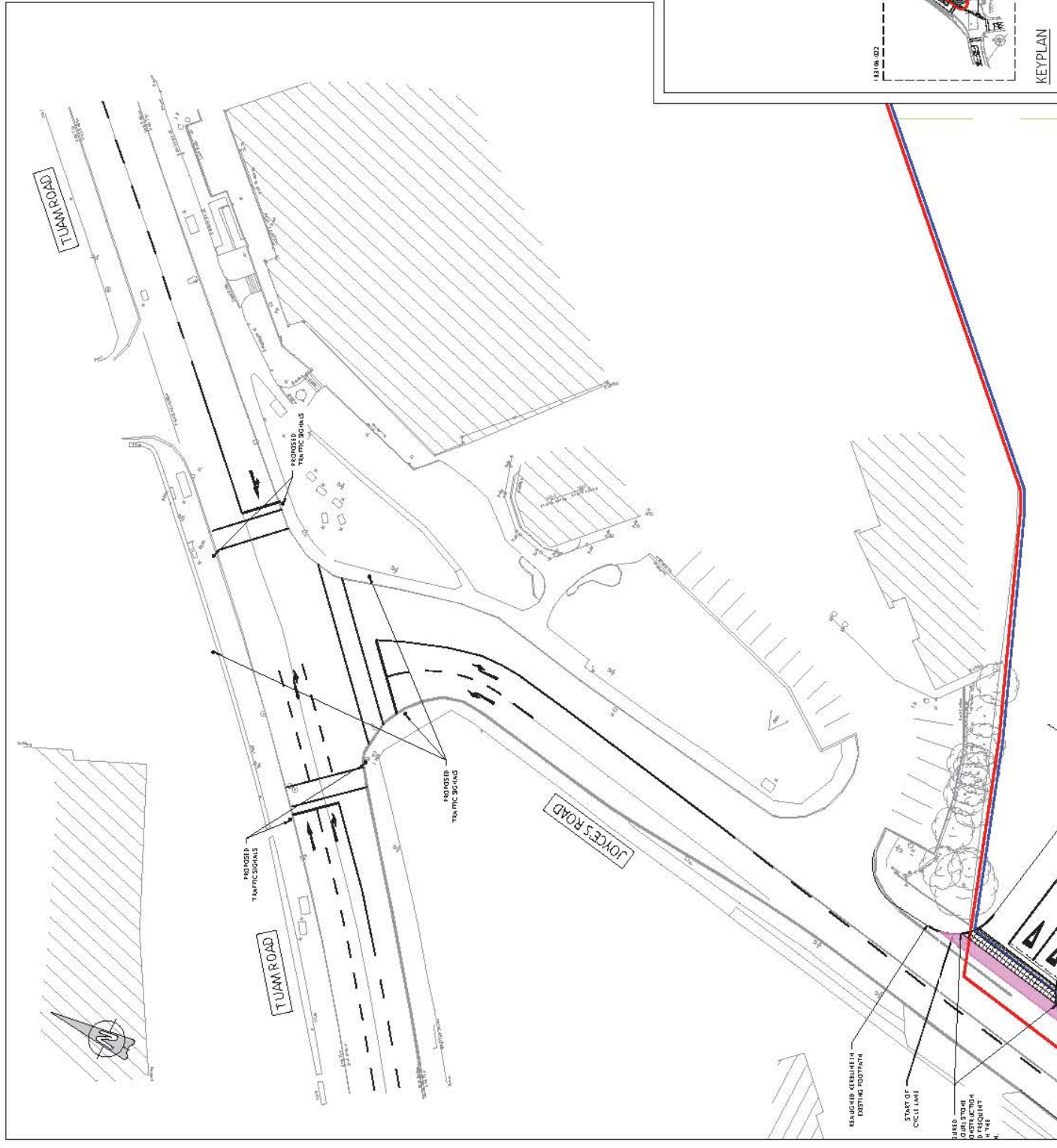
REINFORCED KERBSHED IN EXISTING FOOTPATH

START OF CYCLE LANE

ROOF TOP CONSTRUCTION COURSE FINISH. THE ORIGINAL FOOTPATH CONSTRUCTION IS TO BE REINFORCED TO SUPPORT WHICH WORKING WILL TAKE ON THE DEVELOPER SIDE OF THE FOOTPATH.

<p><b>CROWN SQUARE DEVELOPMENTS LTD.</b></p> <p>183106.021</p> <p>183106.022</p> <p>183106.023</p>		<p><b>PUNCH</b></p> <p>Dublin   London   Cork   Galway   Glasgow</p> <p>Consulting Engineers</p> <p>183106-021</p> <p>PL2</p>
<p><b>© PUNCH Consulting Engineers</b></p> <p>This report, and any advice herein, is the sole property of the Consultants and must not be reproduced without their written consent. All drawings remain the property of the Consultants. Consultants do not accept responsibility for any loss or damage arising from the use of this report, or any part thereof, for any purpose other than that intended.</p>		<p><b>APPROVED</b></p> <p>Author: 08/08/2012</p> <p>Drawn: 08/08/2012</p> <p>Checked: 08/08/2012</p> <p>Scale: 1:225</p>
<p>NO. 183106.021</p> <p>DATE 11/01/18</p> <p>BY: 183106.021</p> <p>CHK: 183106.021</p>	<p>NO. 183106.022</p> <p>DATE 11/01/18</p> <p>BY: 183106.022</p> <p>CHK: 183106.022</p>	<p>NO. 183106.023</p> <p>DATE 11/01/18</p> <p>BY: 183106.023</p> <p>CHK: 183106.023</p>





<p><b>© PUNCH Consulting Engineers</b></p> <p>This document is the property of Punch Consulting Engineers and must not be reproduced without their written consent. All drawings remain the property of the Consultant. Page no exception only to be taken from this drawing. Consultant to be held responsible for any and all errors and omissions.</p>	<p>Scale: 1:500</p> <p>Date: 11/10/2018</p> <p>Drawn by: [Name]</p> <p>Checked by: [Name]</p> <p>Issue No: 01</p> <p>Issue Date: 11/10/2018</p>	<p>181106-020</p> <p>181106-021</p> <p>181106-022</p> <p>181106-023</p> <p>181106-024</p>	<p><b>PUNCH</b></p> <p>Dublin   London   Cork   Galway   Glasgow</p> <p>Consulting Engineers</p> <p>181106-020</p> <p>www.punchconsulting.com</p>
<p><b>CROWN SQUARE DEVELOPMENTS LTD.</b></p>	<p><b>CROWN SQUARE, GALWAY</b></p> <p><b>PROPOSED ROAD REALIGNMENT - SHEET 1 OF 5</b></p>	<p>181106-020</p> <p>181106-021</p> <p>181106-022</p> <p>181106-023</p> <p>181106-024</p>	<p><b>CROWN SQUARE, GALWAY</b></p> <p><b>PROPOSED ROAD REALIGNMENT - SHEET 1 OF 5</b></p> <p><b>PUNCH</b></p> <p>Dublin   London   Cork   Galway   Glasgow</p> <p>Consulting Engineers</p> <p>181106-020</p> <p>www.punchconsulting.com</p>



Project: **CROWN SQUARE PROJECT GALWAY JJRHATIGAN**

Drawing No.	Rev	Drawing Title	Size	Revision History				
183-106-050								
183-106-051	PL1	PROPOSED GROUND FLOOR DRAINAGE LAYOUT PHASE 2	A0	PRO	PL0	PL1	PL1	
183-106-052	PL0	PROPOSED BELOW GROUND FLOOR DRAINAGE LAYOUT PHASE 2	A1	PRO	PL0		PL0	
183-106-053	PL1	BASEMENT FLOOR DRAINAGE LAYOUT	A1	PRO	PL0	PL1	PL1	
183-106-054	PL1	WATERMAIN LAYOUT	A1	PRO	PL0	PL1	PL1	
183-106-055	PL0	DRAINAGE LONGITUDINAL SECTIONS - SHEET 1 OF 6	A0	PRO	PL0		PL0	
183-106-056	PL0	DRAINAGE LONGITUDINAL SECTIONS - SHEET 2 OF 6	A0	PRO	PL0		PL0	
183-106-057	PL0	DRAINAGE LONGITUDINAL SECTIONS - SHEET 3 OF 6	A0	PRO	PL0		PL0	
183-106-058	PL0	DRAINAGE LONGITUDINAL SECTIONS - SHEET 4 OF 6	A0	PRO	PL0		PL0	
183-106-059	PL0	DRAINAGE LONGITUDINAL SECTIONS - SHEET 5 OF 6	A0	PRO	PL0		PL0	
183-106-060	PL0	DRAINAGE LONGITUDINAL SECTIONS - SHEET 6 OF 6	A0	PRO	PL0		PL0	
183-106-061								
183-106-062								
183-106-063								
183-106-064								
183-106-065								
183-106-066								
183-106-067								
183-106-068								
183-106-069								
183-106-070								
183-106-071								
183-106-072								
183-106-073								
183-106-074								

**Project Stages :**

1. PR=Preliminary 2A. PL=Planning 2B. PT=Pre-Tender 3. TN=Tender  
 4. CN=Construction 5. AB=As-Built

**Purpose of Issue:**

- PR=Preliminary PG=Progress CM=for Comment IF= for Information FC=Fire Cert  
 QT=for Quotation PL=Planning TN=Tender CN=Construction CT=Contract drawings  
 NC=Not for Construction AB=As Built LE=Legal

PRO								
-----	--	--	--	--	--	--	--	--

**Medium:** P=Paper E=Electronic PE=Both Paper & Electronic E

**Alternative Issue print size:**

**Schedule:** S = Relevant Bending Schedule

**Date of Issue**

D	08	13	25	10
M	03	03	05	07
Y	19	19	19	19

**Issued By:**

☐ ☐

COB

**Distribution:**

L=Limerick D=Dublin C=Cork G=Galway **Issued From :**

Planning Authority: An Bord Pleanala							
Niamh Conlon: Crown Square Developments Ltd	@						
Gus McCarhty: McCarthy Keville O,Sullivan Planning Consultants	@						
Pamela Harty: McCarthy Keville O,Sullivan Planning Consultants	@	8		10			
Martin Donnelly: Henry J Lyons Architects	@						
Sinead McMahon: Henry J Lyons Architects	@						
Patrick McCaul: PMcC Consulting Engineers	@						
Kevin Murphy: Irish Water				@			

Project: **CROWN SQUARE PROJECT GALWAY JJRHATIGAN**

Drawing No.	Rev	Drawing Title	Size	Revision History		
183-106-001						
183-106-002						
183-106-003						
183-106-004						
183-106-005						
183-106-006						
183-106-007						
183-106-008						
183-106-009						
183-106-010						
183-106-011						
183-106-012						
183-106-013						
183-106-014						
183-106-015						
183-106-016						
183-106-017						
183-106-018						
183-106-019						
183-106-020	PL0	PROPOSED ROAD RE-ALIGNMENT - SHEET 1 OF 5	A1	PL0	PL0	PL1
183-106-021	PL0	PROPOSED ROAD RE-ALIGNMENT - SHEET 2 OF 5	A1	PL1	PL1	PL2
183-106-022	PL0	PROPOSED ROAD RE-ALIGNMENT - SHEET 3 OF 5	A1	PL0	PL0	PL1
183-106-023	PL0	PROPOSED ROAD RE-ALIGNMENT - SHEET 4 OF 5	A1	PL1	PL1	PL2
183-106-024	PL0	PROPOSED ROAD RE-ALIGNMENT - SHEET 5 OF 5	A1	PL1	PL1	PL2
183-106-025						

**Project Stages :**

1. PR=Preliminary 2A. PL=Planning 2B. PT=Pre-Tender  
 3. TN=Tender 4. CN=Construction 5. AB=As-Built

**Purpose of Issue:**

PR=Preliminary PG=Progress CM=for Comment IF= for Information FC=Fire Cert  
 QT=for Quotation PL=Planning TN=Tender CN=Construction CT=Contract drawings  
 NC=Not for Construction AB=As Built LE=Legal

PL	PL	PL							
----	----	----	--	--	--	--	--	--	--

**Medium:** P=Paper E=Electronic PE=Both Paper & Electronic

E	P	P							
---	---	---	--	--	--	--	--	--	--

**Alternative Issue print size:**

**Schedule:** S = Relevant Bending Schedule

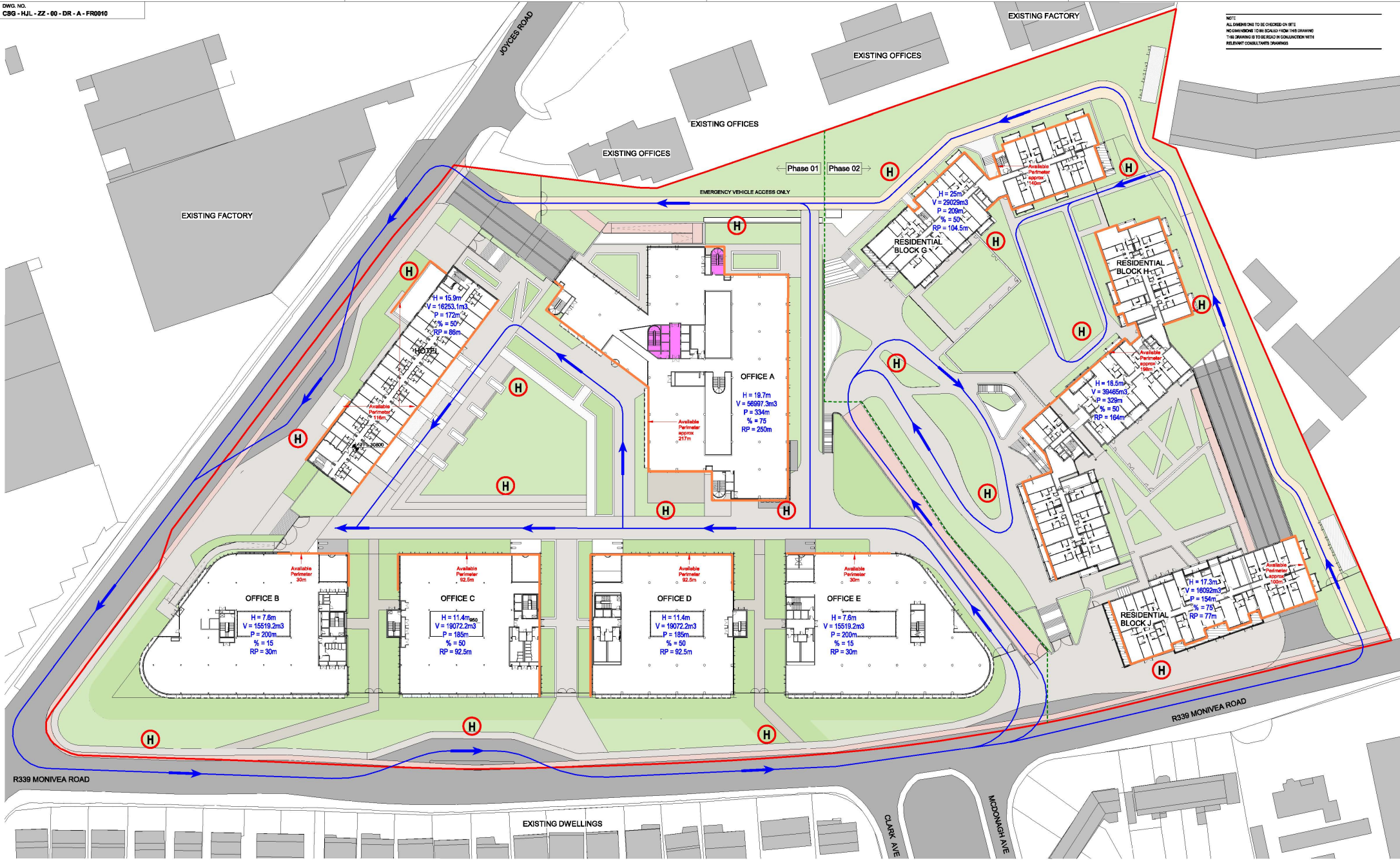
Date of Issue	D	08	12	10
	M	03	03	07
	Y	19	19	19

**Issued By:** L R J W C O B

**Distribution:** L=Limerick D=Dublin C=Cork G=Galway **Issued From :** L G G

Planning Authority: An Bord Pleanala				
Niamh Conlon: Crown Square Developments Ltd	@			
Gus McCarhty: McCarthy Keville O,Sullivan Planning Consultants	@			
Pamela Harty: McCarthy Keville O,Sullivan Planning Consultants	@	8	10	
Martin Donnelly: Henry J Lyons Architects	@			
Sinead McMahon: Henry J Lyons Architects	@			
Patrick McCaul: PMcC Consulting Engineers	@			

NOTE:  
ALL DIMENSIONS TO BE CHECKED ON SITE  
NO DIMENSIONS TO BE SCALE FROM THIS DRAWING  
THIS DRAWING IS TO BE READ IN CONJUNCTION WITH  
RELEVANT CONSULTATIVE DRAWINGS



1 Fire Brigade Access - Ground Floor Level  
1 : 500

- SITE BOUNDARY
- PHASE 1 / 2 BOUNDARY
- HIGH REACH APPLIANCE TENDER ROUTE
- H INDICATIVE FIRE HYDRANT LOCATION
- FIRE FIGHTING SHAFT LOCATION

H = TOP FLOOR HEIGHT (m)  
V = BUILDING VOLUME (m<sup>3</sup>)  
P = BUILDING PERIMETER  
% = % OF PERIMETER REQUIRING TENDER ACCESS  
RP = BUILDING PERIMETER ACCESS REQUIRED



C1	08/07/2019	Phase 2: Stage 3 Submission	MD	DC
C2	08/08/2019	Phase 2: Stage 4 Submission	MD	DC
C3	08/02/2019	Response to F.I.	MD	IC
REV	DATE	DESCRIPTION	CRSD	DRW

Henry J Lyons  
Architectural & Interiors  
1853 1 888 3333  
hjl@henryjlyons.com

Planning

CLIENT: Crown Square Developments Ltd.  
PROJECT: Crown Square Galway Mixed-Use Development - Phase 2  
DRAWING: Fire Brigade Access

DATE: 01/23/19  
SCALE: 1 : 500 (B4)  
DRAWN: IC  
CHECKED: MD  
MODEL FILE NAME: CSB-HJL-PL-ZZ-M3-A-0000

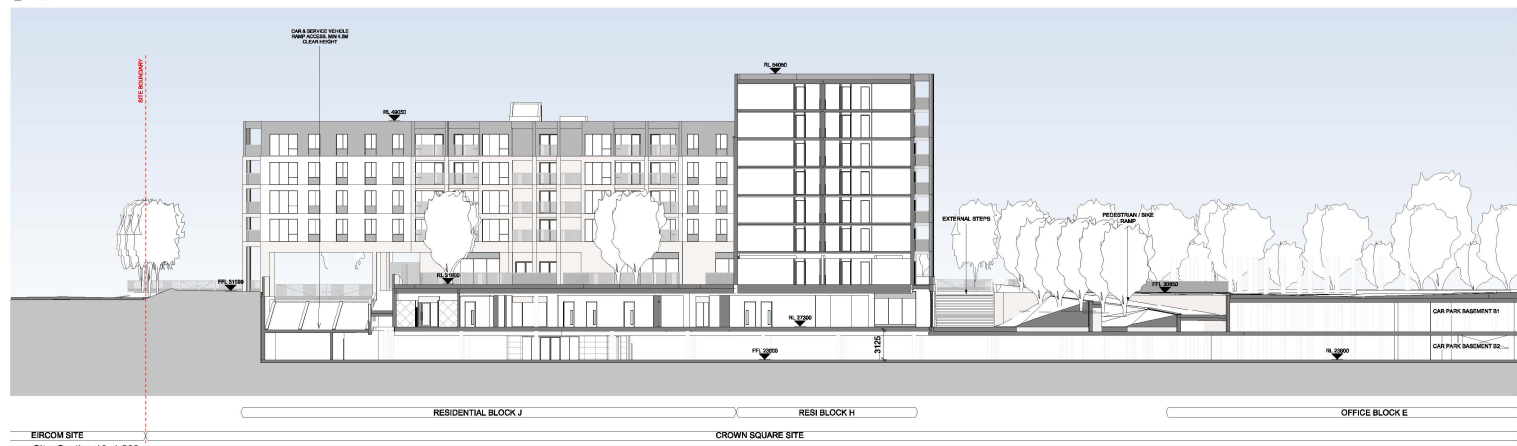
H.L. JOB No: 859144  
DRAWING NUMBER: CSB - HJL - ZZ - 00 - DR - A - FR0010

ISSUING STATUS: ISSUED FOR PLANNING APPROVAL  
REVISION: A1 C3


COPYRIGHT © HENRY LYONS



1 Site\_Section 9\_1,200



2 Site\_Section 10\_1,200



3 Site\_Section 11\_1,200

REV	DATE	DESCRIPTION	BY	CHKD
01	2014/07/04	Phase 2 Stage 3 Submission	MC	CC
02	2014/08/18	Phase 2 Stage 3 Submission	MC	CC

PLANNING

**Henry J Lyons**

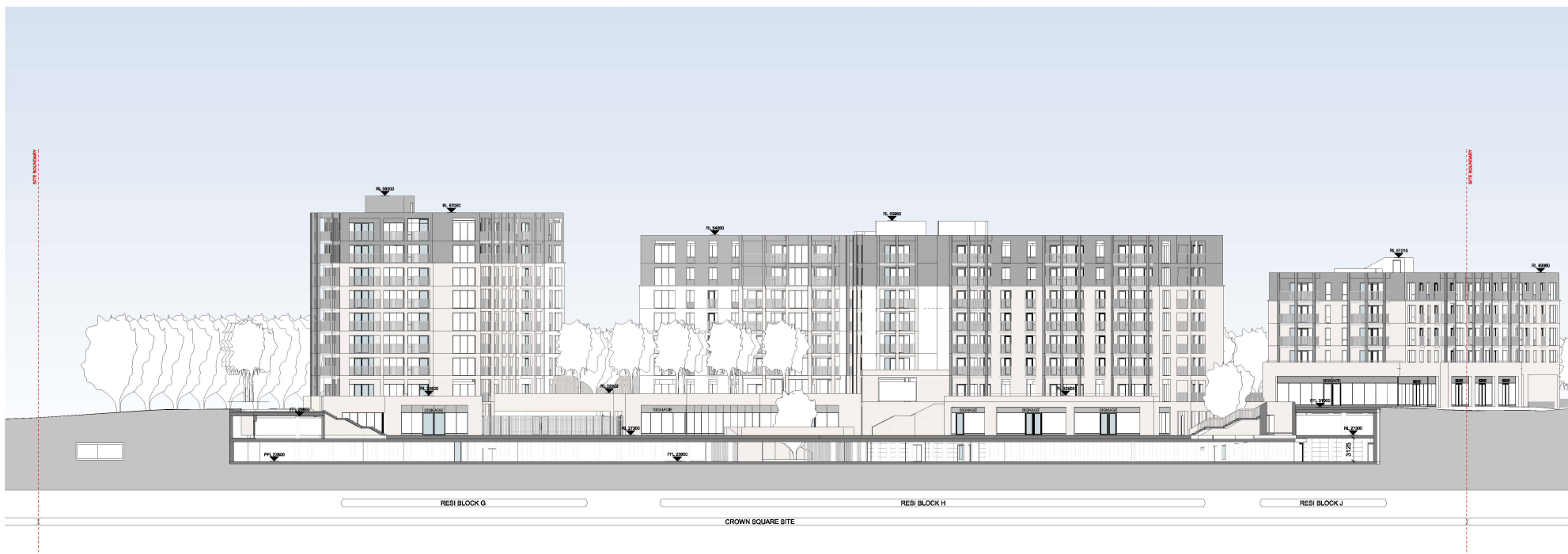
Architects & Planners      0203 1888 3333      25 Gd, Deodar Street,      MC      CC  
 100 Brook Street,      100 Brook Street,      100 Brook Street,      100 Brook Street,      100 Brook Street,  
 Dublin 2, Ireland      Dublin 2, Ireland      Dublin 2, Ireland      Dublin 2, Ireland      Dublin 2, Ireland

CLIENT: Crown Square Developments Ltd.


PROJECT: Crown Square Galway

DATE: 11/13/14  
 SCALE: 1:200 (B&W)  
 DRAWN: DS  
 CHECKED: MD  
 MODEL FILE NAME: CSG-HAL-ZZ-XX-DR-A-2014

ISSUED FOR PLANNING APPROVAL



1 Site Section 8. 1:200



2 Site Section 14. 1:200

CS 2013/07/08 Phase 2 Stage 3 Submission  
 2013/08/08 Phase 2 Stage 3 Submission  
 REV DATE DESCRIPTION

PLANNING

**Henry J Lyons**

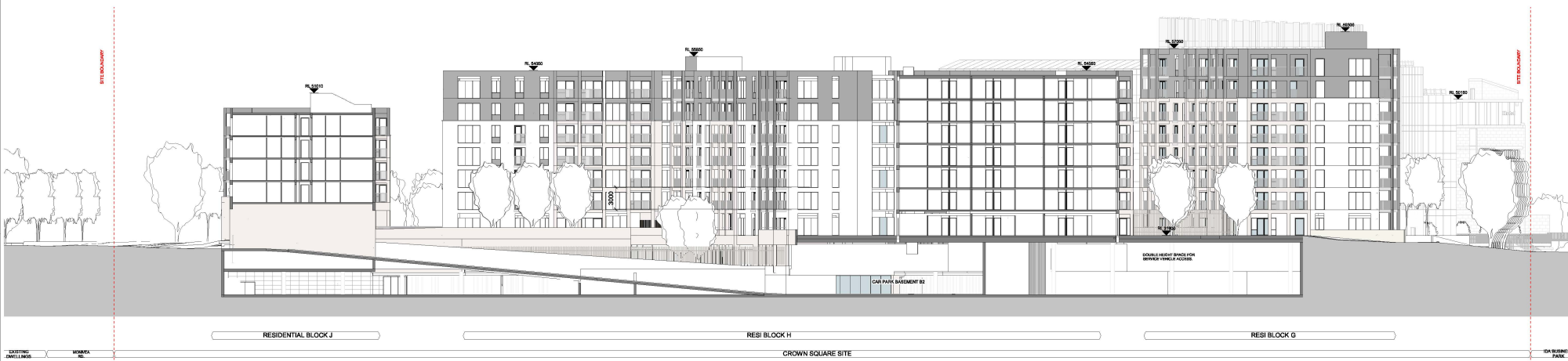
Architects + Planners  
 0203 1888 3333  
 25 Giltspur Street  
 London EC4A 3DF

Client  
**Crown Square Developments Ltd.**

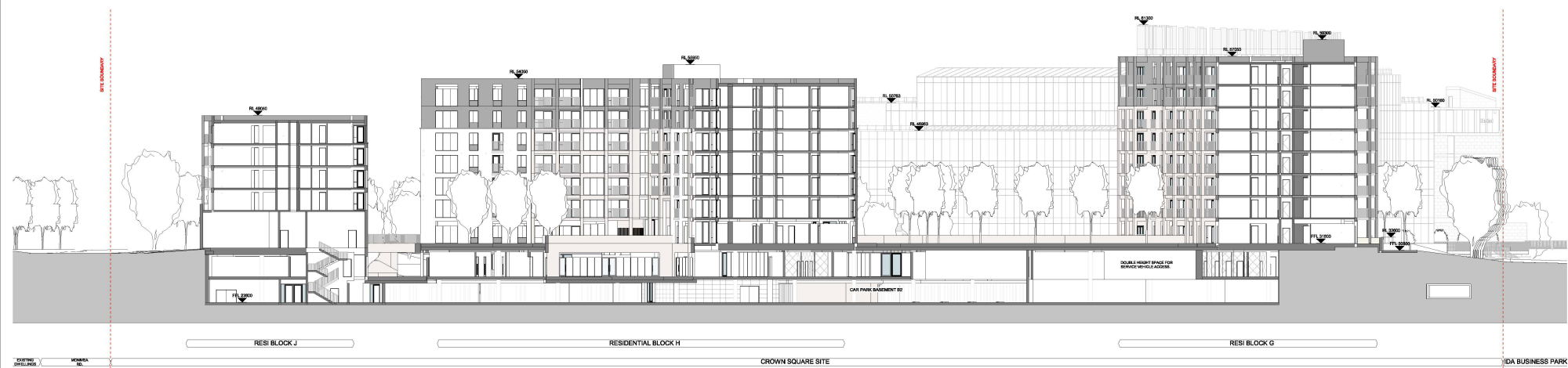
Project  
**Crown Square Gateway**

DATE 08/11/13  
 SCALE 1:200 (PLAN)  
 DRAWN DS  
 CHECKED MD  
 MODEL FILE NAME CSG-HUL-02ZZAR040000

Phase 2 - Site Sections 04



1 Site Section 6 1:200



2 Site Section 7 1:200

CS 29107/08 Phase 2 Stage 3 Submission  
 CS 29107/08 Phase 2 Stage 3 Submission  
 REV DATE DESCRIPTION

PLANNING

**Henry J Lyons**

Architects + Planners  
 0203 1888 3333  
 100, Queen Street  
 London, E1 1AB

Client: Crown Square Developments Ltd.

Project: Crown Square Galway

Date: 11/13/18

Scale: 1:200 (A4)

Drawn: [Name]

Checked: [Name]

Model File Name: CSG-HAL-ZZ-XX-DR-A-2012

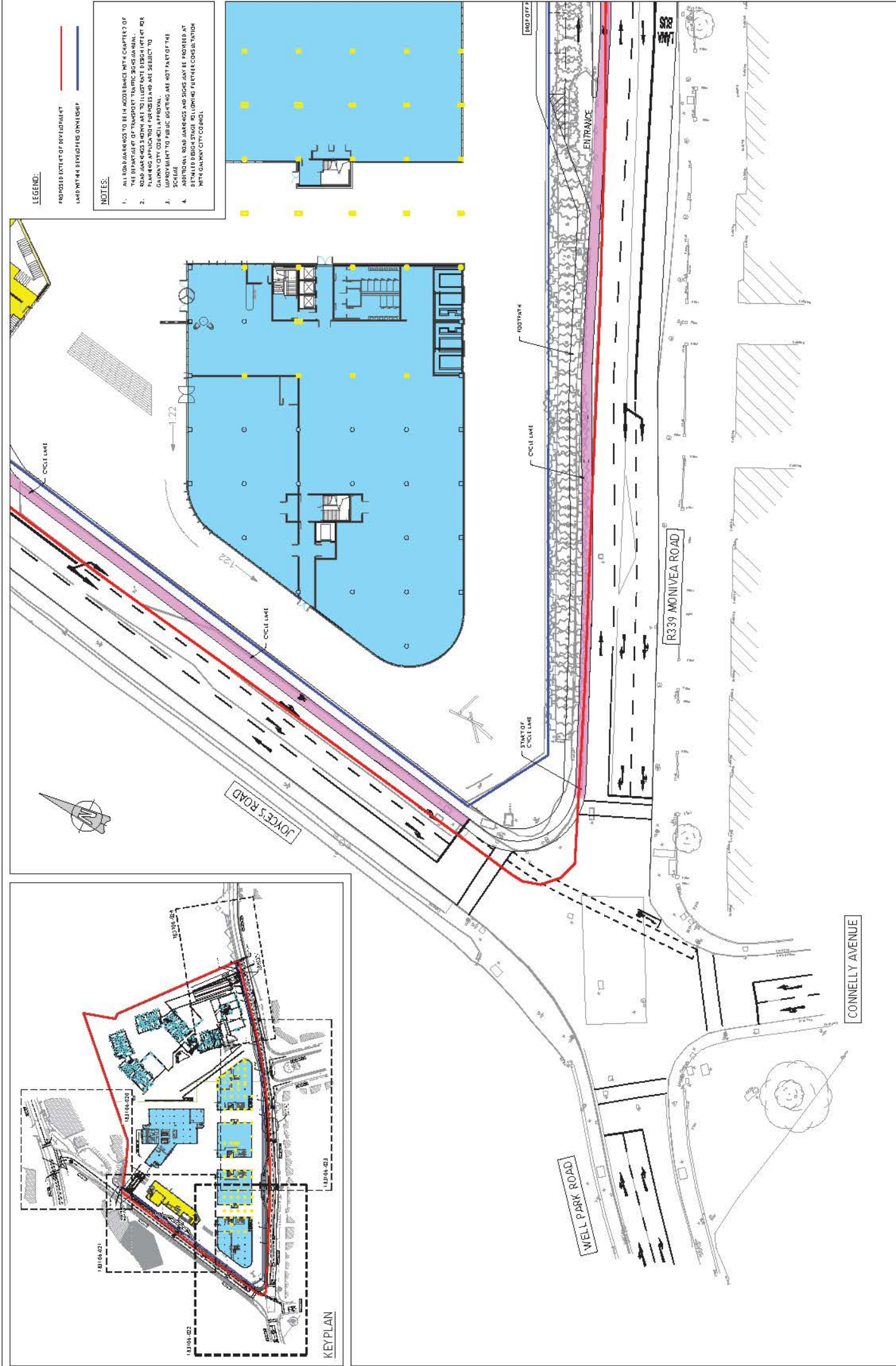
Phase 2 - Site Sections 03

Drawn: [Name]

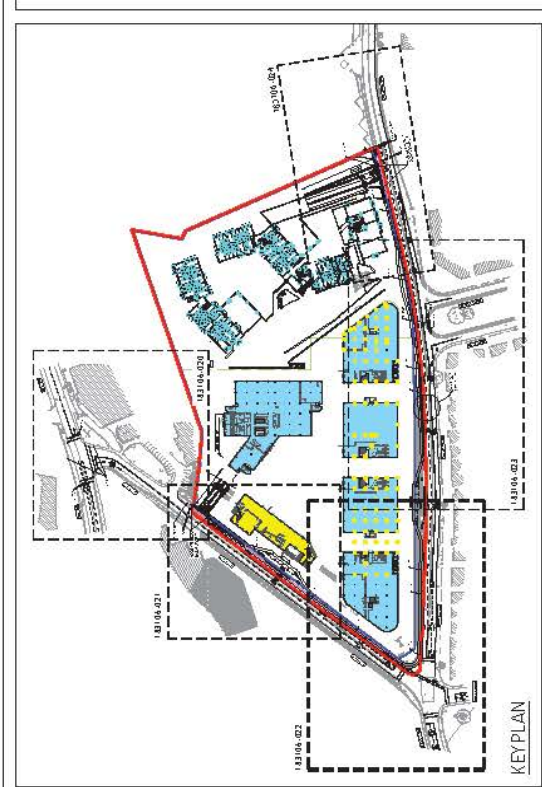
Checked: [Name]

Copyright © 2018





- LEGEND:**
- PROPOSED LOCUS OF DEVELOPMENT
  - LAND WITH OTHER DEVELOPERS OWNERSHIP
- NOTES:**
1. ALL WORKS SHOWN TO BE IN ACCORDANCE WITH CHAPTER 7 OF THE DEPARTMENT OF TRANSPORT NATIONAL ROAD WORKS PLANNING APPLICATION PROCEDURE AND ARE SUBJECT TO GALWAY CITY COUNCIL APPROVAL.
  2. IMPROVEMENTS TO PUBLIC LIGHTING ARE NOT PART OF THE SCHEME.
  3. ADDITIONAL ROAD MARKINGS AND SIGNS MAY BE PROVIDED AT THE DISCRETION OF THE CONSULTANTS FOLLOWING TECHNICAL CONSULTATION WITH GALWAY CITY COUNCIL.


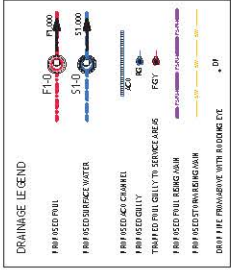
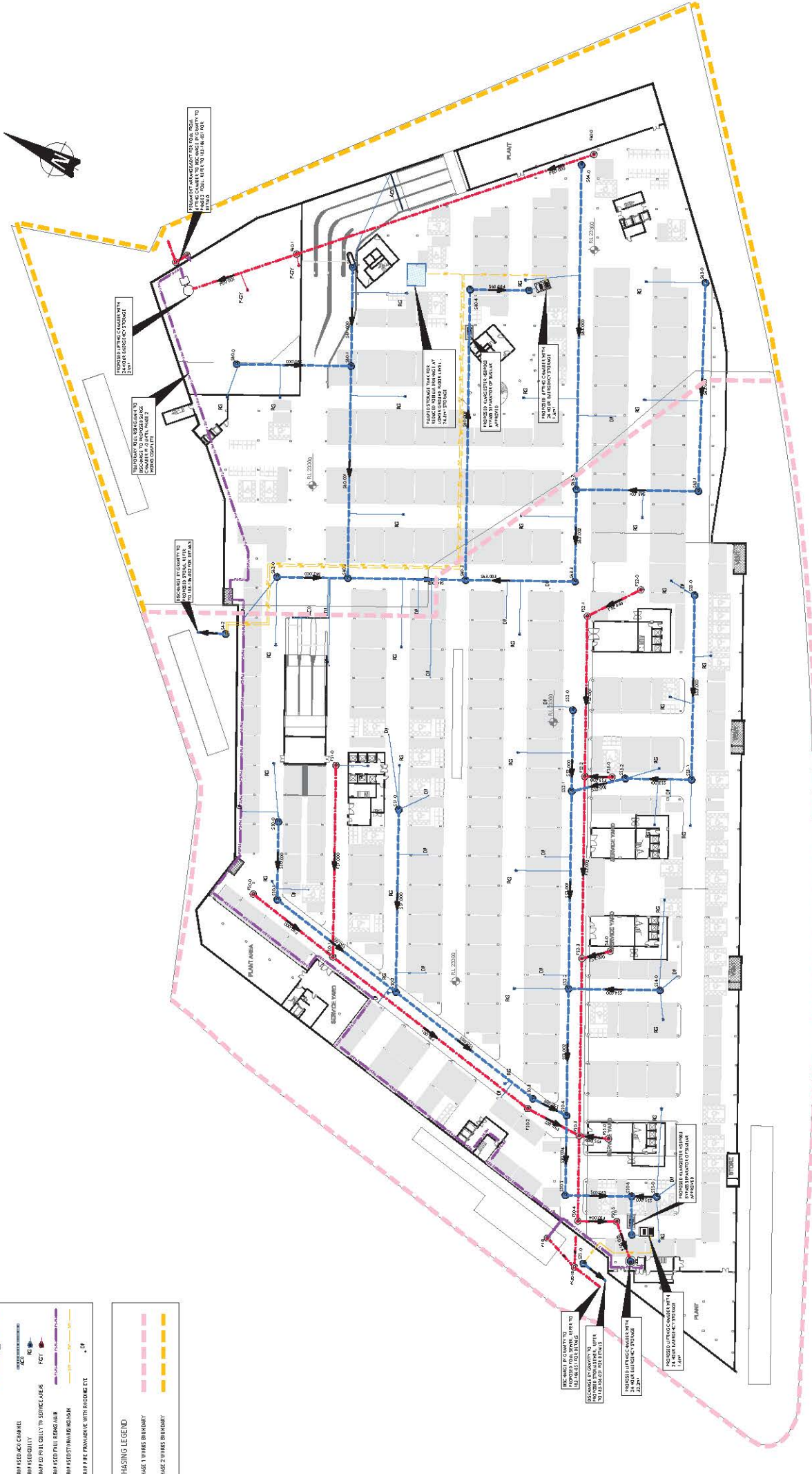


**© PUNCH Consulting Engineers**  
 The services and advice herein are the sole property of the Consultants and must not be reproduced without their written consent. All drawings remain the property of the Consultants. The Engineer's responsibility is to the Client only. Consultants do not accept responsibility for any loss, damage or injury to persons or property.

**PROJECT INFORMATION:**  
 Project Name: CROWN SQUARE, GALWAY  
 Project No: 13106  
 Client: CROWN SQUARE DEVELOPMENTS LTD.  
 Date: 11/06/2018  
 Scale: 1:500

**DESIGN INFORMATION:**  
 Design No: 13106-022  
 Date: 11/06/2018  
 Scale: 1:500

**CONSULTANTS:**  
**PUNCH** CONSULTING ENGINEERS  
 Dublin | London | Cork | Galway  
 185-106-022 | PL1



**PUNCH Consulting Engineers**  
 The design and drawings are the property of the Consultant and must not be reproduced without their written consent.  
 All drawings remain the property of the Consultant.  
 Figures dimensioned and to be taken from this drawing.  
 No liability for omissions or errors for any discrepancies between drawings.

**DATE:** 11/11/2019  
**PROJECT:** Crown Square Project  
**CLIENT:** Crown Square Developments Ltd.  
**DESIGNER:** Punch Consulting Engineers  
**SCALE:** As Shown  
**NO.:** 183-106-053 | PL1

**REVISIONS:**  

No.	Date	Description
1	2019-02-13	Issue for RFP
2	2019-02-13	Issue for RFP
3	2019-02-13	Issue for RFP
4	2019-02-13	Issue for RFP
5	2019-02-13	Issue for RFP
6	2019-02-13	Issue for RFP
7	2019-02-13	Issue for RFP
8	2019-02-13	Issue for RFP
9	2019-02-13	Issue for RFP
10	2019-02-13	Issue for RFP
11	2019-02-13	Issue for RFP
12	2019-02-13	Issue for RFP
13	2019-02-13	Issue for RFP
14	2019-02-13	Issue for RFP
15	2019-02-13	Issue for RFP
16	2019-02-13	Issue for RFP
17	2019-02-13	Issue for RFP
18	2019-02-13	Issue for RFP
19	2019-02-13	Issue for RFP
20	2019-02-13	Issue for RFP
21	2019-02-13	Issue for RFP
22	2019-02-13	Issue for RFP
23	2019-02-13	Issue for RFP
24	2019-02-13	Issue for RFP
25	2019-02-13	Issue for RFP
26	2019-02-13	Issue for RFP
27	2019-02-13	Issue for RFP
28	2019-02-13	Issue for RFP
29	2019-02-13	Issue for RFP
30	2019-02-13	Issue for RFP
31	2019-02-13	Issue for RFP
32	2019-02-13	Issue for RFP
33	2019-02-13	Issue for RFP
34	2019-02-13	Issue for RFP
35	2019-02-13	Issue for RFP
36	2019-02-13	Issue for RFP
37	2019-02-13	Issue for RFP
38	2019-02-13	Issue for RFP
39	2019-02-13	Issue for RFP
40	2019-02-13	Issue for RFP
41	2019-02-13	Issue for RFP
42	2019-02-13	Issue for RFP
43	2019-02-13	Issue for RFP
44	2019-02-13	Issue for RFP
45	2019-02-13	Issue for RFP
46	2019-02-13	Issue for RFP
47	2019-02-13	Issue for RFP
48	2019-02-13	Issue for RFP
49	2019-02-13	Issue for RFP
50	2019-02-13	Issue for RFP
51	2019-02-13	Issue for RFP
52	2019-02-13	Issue for RFP
53	2019-02-13	Issue for RFP
54	2019-02-13	Issue for RFP
55	2019-02-13	Issue for RFP
56	2019-02-13	Issue for RFP
57	2019-02-13	Issue for RFP
58	2019-02-13	Issue for RFP
59	2019-02-13	Issue for RFP
60	2019-02-13	Issue for RFP
61	2019-02-13	Issue for RFP
62	2019-02-13	Issue for RFP
63	2019-02-13	Issue for RFP
64	2019-02-13	Issue for RFP
65	2019-02-13	Issue for RFP
66	2019-02-13	Issue for RFP
67	2019-02-13	Issue for RFP
68	2019-02-13	Issue for RFP
69	2019-02-13	Issue for RFP
70	2019-02-13	Issue for RFP
71	2019-02-13	Issue for RFP
72	2019-02-13	Issue for RFP
73	2019-02-13	Issue for RFP
74	2019-02-13	Issue for RFP
75	2019-02-13	Issue for RFP
76	2019-02-13	Issue for RFP
77	2019-02-13	Issue for RFP
78	2019-02-13	Issue for RFP
79	2019-02-13	Issue for RFP
80	2019-02-13	Issue for RFP
81	2019-02-13	Issue for RFP
82	2019-02-13	Issue for RFP
83	2019-02-13	Issue for RFP
84	2019-02-13	Issue for RFP
85	2019-02-13	Issue for RFP
86	2019-02-13	Issue for RFP
87	2019-02-13	Issue for RFP
88	2019-02-13	Issue for RFP
89	2019-02-13	Issue for RFP
90	2019-02-13	Issue for RFP
91	2019-02-13	Issue for RFP
92	2019-02-13	Issue for RFP
93	2019-02-13	Issue for RFP
94	2019-02-13	Issue for RFP
95	2019-02-13	Issue for RFP
96	2019-02-13	Issue for RFP
97	2019-02-13	Issue for RFP
98	2019-02-13	Issue for RFP
99	2019-02-13	Issue for RFP
100	2019-02-13	Issue for RFP

**CLIENT:** Crown Square Developments Ltd.  
**PROJECT:** Crown Square Project  
**PHASE:** Basement Floor Drainage - Phase 2  
**DATE:** 11/11/2019  
**SCALE:** As Shown  
**NO.:** 183-106-053 | PL1

**DESIGNER:** Punch Consulting Engineers  
**ADDRESS:** 183-106-053 | PL1  
**PHONE:** 01856 261111  
**WWW:** www.punch.ie

**DRAINAGE LEGEND**

PROPOSED SURFACE WATER  
 PROPOSED DRAINAGE CHANNEL  
 PROPOSED GULLY  
 PROPOSED DOWN PIPE  
 PROPOSED ATTENUATION TANK  
 PROPOSED STORMWATER TANK

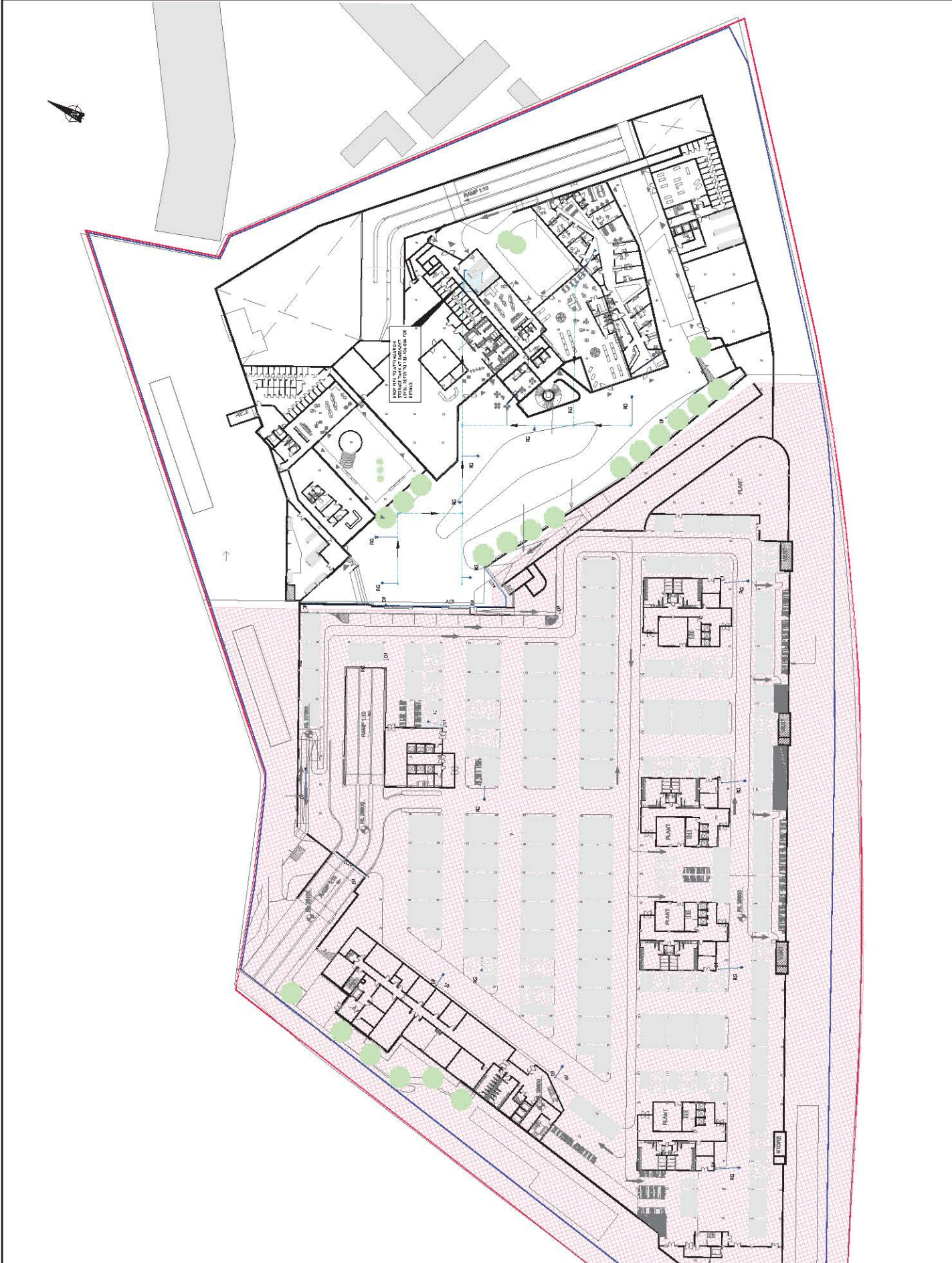
**BOUNDARY LEGEND**

PROPOSED SITE BOUNDARY  
 PROPOSED STREET BOUNDARY  
 PROPOSED SITE BOUNDARY

**PHASING LEGEND**

PHASE 1 AREAS REFER TO ARCHITECTS WORKING FOR DETAILS  
 PHASE 2 AREAS REFER TO ARCHITECTS WORKING FOR DETAILS

Ordnance Survey / Ireland Licence No. EN 0001719  
 © Ordnance Survey Ireland / Government of Ireland



**© PUNCH Consulting Engineers**

This drawing is the property of the Consultants and must not be reproduced without their written consent. All drawings remain the property of the Consultants. Figures/dimensions only to be taken from this drawing. Do not be influenced immediately by any third parties before work commences.

Date: 2019-02-05  
 Drawn by: J. Mackay  
 Issue No.: 2019-02-05  
 Scale: 1:100

Rev.	Date	By	Check
1	2019-02-05	JM	JM

Amendment:  
 Description:  
 Date:  
 By:  
 Check:

CLIENT:  
**CROWN SQUARE DEVELOPMENTS LTD.**  
 CROWN SQUARE PROJECT GALWAY

PROJECT:  
**PUNCH Consulting Engineers**  
 Dublin Limerick Cork Galway Glasgow  
 Carleton House, 16-17 Street, Harcourt, Co. Galway P91 DW4  
 Ireland Tel: +353 91 388 616 www.punch.ie

DRAWING NO.: 183-106-052 | PLO  
 PROJECT NO.:  
 DATE: 2019-02-05  
 SCALE: 1:100



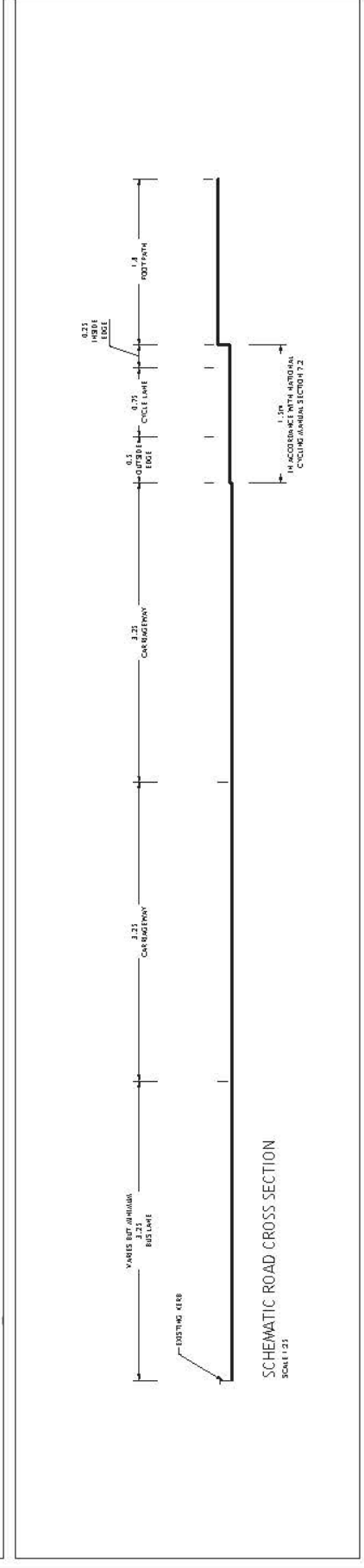
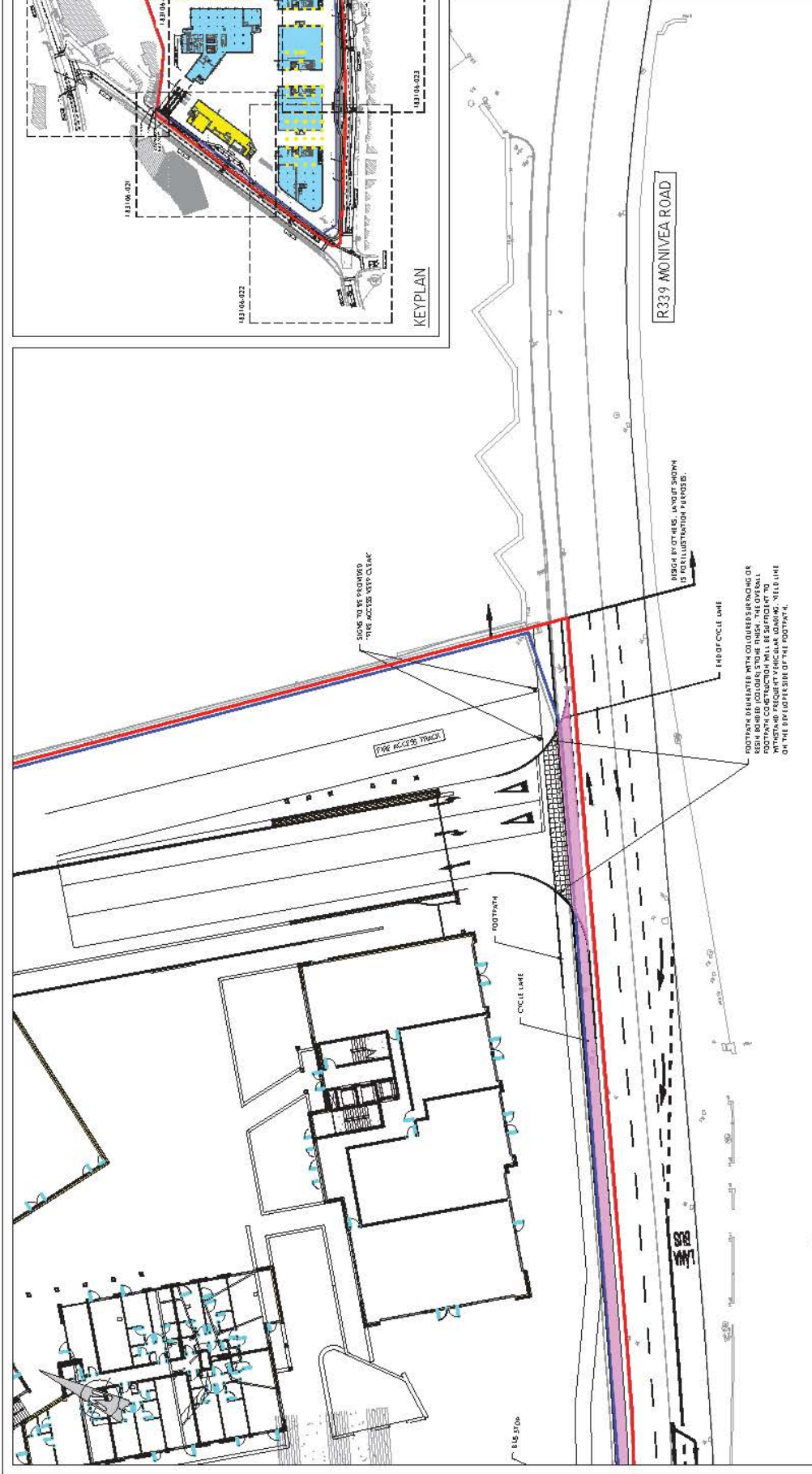


**LEGEND:**

- PROPOSED SITE OF DEVELOPMENT
- LAND WITH DEVELOPER'S OWNERSHIP

**NOTES:**

1. ALL CONDUITS TO BE IN ACCORDANCE WITH CHAPTER 7 OF ROAD WORKS MANUAL AS TO ILUSTRATE DESIGN DETAIL FOR PLANNING APPLICATION PURPOSES AND ARE SUBJECT TO GALWAY CITY COUNCIL APPROVAL.
2. IMPROVEMENT TO PUBLIC FOOTPATH ARE NOT PART OF THE SCHEME.
3. ALL NEW MANHOLES, MAN BOXES AND SIGNS ARE TO BE INSTALLED IN ACCORDANCE WITH THE FOLLOWING: UTILITIES REGULATIONS, AND GALWAY CITY COUNCIL WITH GALWAY CITY COUNCIL.



**© PUNCH Consulting Engineers**  
This drawing has been prepared by the staff of the Consultants and must not be reproduced without their written consent.  
The engineer responsible for the design of this drawing, Consultant is the Engineer. Responsibility of any design errors shall be the responsibility of the Consultant.

**Project No:** 183106-024  
**Revision:** 01  
**Scale:** 1:25  
**Date:** 01/08/2012

**Author:** [Name]  
**Checker:** [Name]  
**Approver:** [Name]

**Client:** CROWN SQUARE DEVELOPMENTS LTD.

**Project:** CROWN SQUARE, GALWAY  
**Site:** PROPOSED ROAD REALIGNMENT - SHEET 5 OF 5

**Project Ref:** 183106-024  
**Project Name:** Dublin 12  
**Project Address:** [Address]

**PUNCH**  
consulting engineers

**CONSULTING ENGINEERS**

**183106-024**  
183106-024  
183106-024  
183106-024  
183106-024

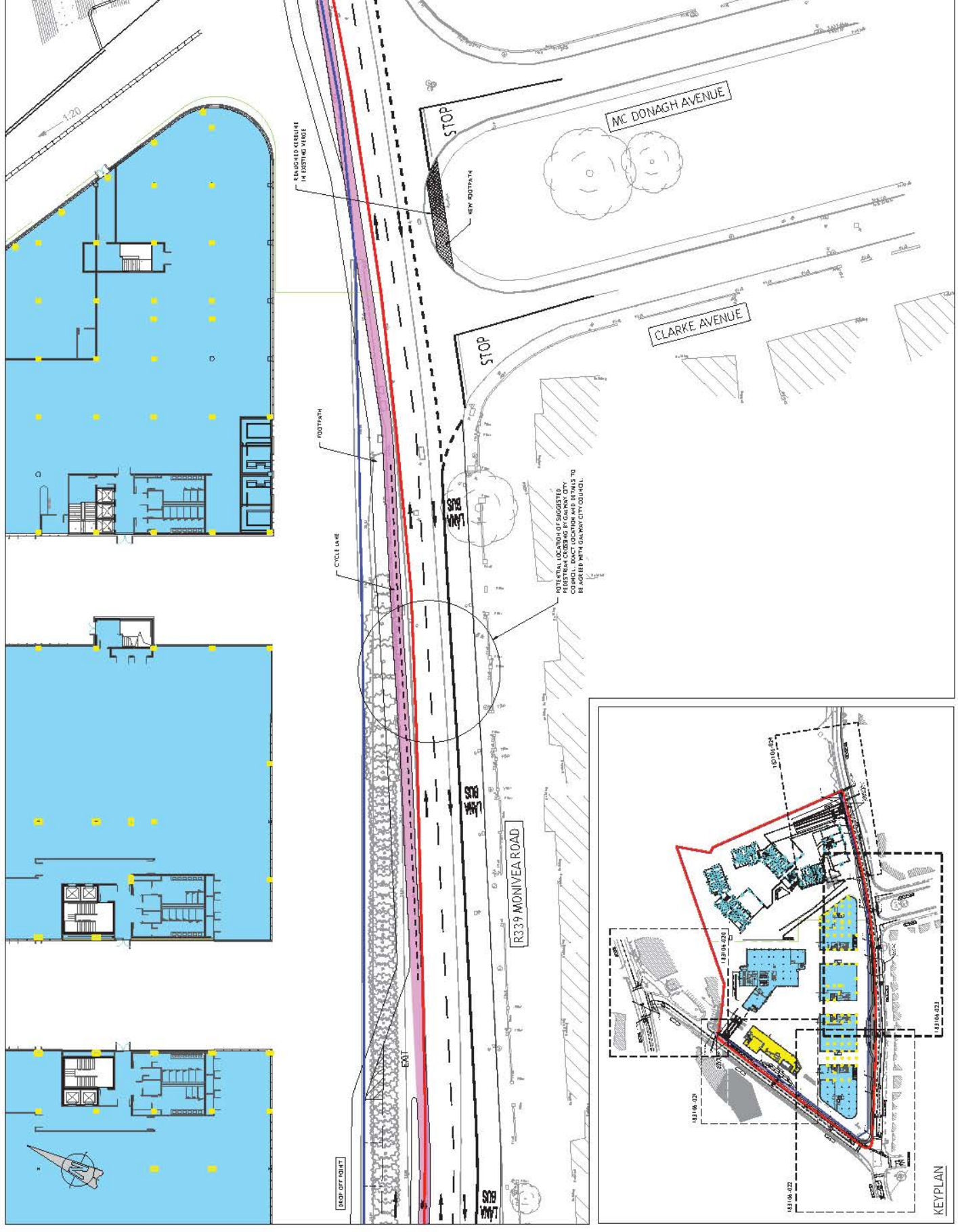
**LEGEND:**

PROPOSED EXTENT OF DEVELOPMENT

LAND WITHIN DEVELOPMENTSHIP

**NOTES:**

1. ALL ROAD MARKINGS TO BE IN ACCORDANCE WITH CHAPTER 7 OF THE SPECIFICATION FOR ROADWORK (TROPICANIC EDITION), 2018.
2. ALL ROAD MARKINGS TO BE IN ACCORDANCE WITH THE PLANNING APPLICATION PROCESSES AND ARE SUBJECT TO GALWAY CITY COUNCIL APPROVAL.
3. IMPROVEMENTS TO PUBLIC LIGHTING ARE NOT PART OF THE SCHEME.
4. ADDITIONAL ROAD MARKINGS AND SIGNS MAY BE PROVIDED AT THE DISCRETION OF THE CONSULTING ENGINEERS AND MUST BE APPROVED BY GALWAY CITY COUNCIL.



**CLIENT:** CROWN SQUARE DEVELOPMENTS LTD.

**PROJECT:** PROPOSED ROAD REALIGNMENT - SHEET 4 OF 5

**DATE:** 11/01/2024

**SCALE:** 1:1000

**PROJECT NO.:** 183106-023

**CLIENT ADDRESS:** Crown Square, Galway

**CLIENT CONTACT:** Dublin 9, Ireland

**CLIENT PHONE:** +353 (0)1 271 200

**CLIENT EMAIL:** www.punch.ie

**CLIENT WEBSITE:** www.punch.ie

**CLIENT LOGO:** PUNCH CONSULTING ENGINEERS

**CLIENT ADDRESS:** 183106-023

**CLIENT CONTACT:** Dublin 9, Ireland

**CLIENT PHONE:** +353 (0)1 271 200

**CLIENT EMAIL:** www.punch.ie

**CLIENT WEBSITE:** www.punch.ie

**CLIENT LOGO:** PUNCH CONSULTING ENGINEERS



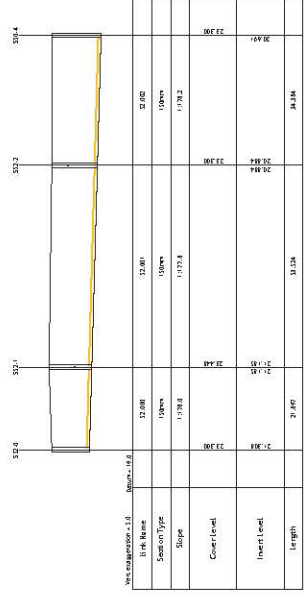


FIGURE 50 - STORMWATER LEVEL 2 - 1.0 METRIC SECTION  
 FOR MANHOLE 1.5 DIA

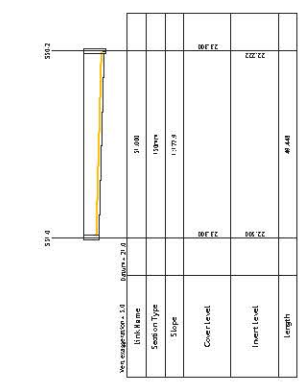


FIGURE 51 - STORMWATER LEVEL 2 - 1.0 METRIC SECTION  
 FOR MANHOLE 1.5 DIA

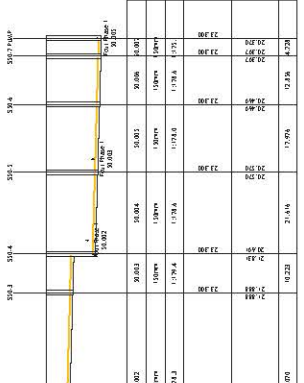


FIGURE 52 - STORMWATER LEVEL 2 - 1.0 METRIC SECTION  
 FOR MANHOLE 1.5 DIA

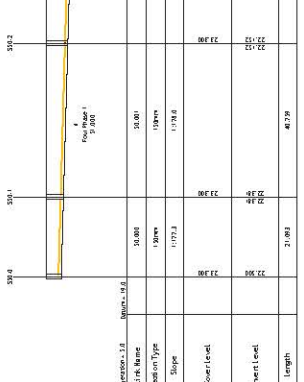


FIGURE 53 - STORMWATER LEVEL 2 - 1.0 METRIC SECTION  
 FOR MANHOLE 1.5 DIA



FIGURE 54 - STORMWATER LEVEL 2 - 1.0 METRIC SECTION  
 FOR MANHOLE 1.5 DIA

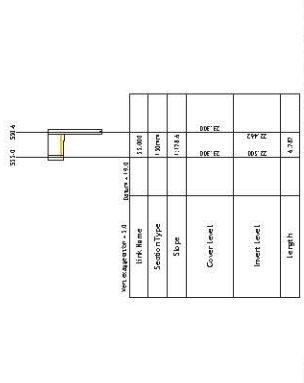


FIGURE 55 - STORMWATER LEVEL 2 - 1.0 METRIC SECTION  
 FOR MANHOLE 1.5 DIA

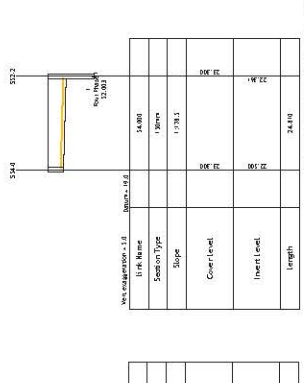


FIGURE 56 - STORMWATER LEVEL 2 - 1.0 METRIC SECTION  
 FOR MANHOLE 1.5 DIA

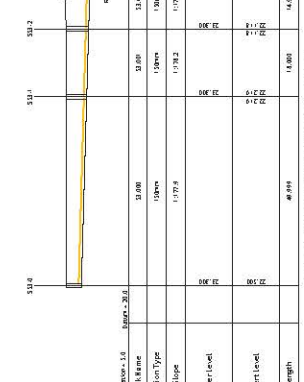


FIGURE 57 - STORMWATER LEVEL 2 - 1.0 METRIC SECTION  
 FOR MANHOLE 1.5 DIA

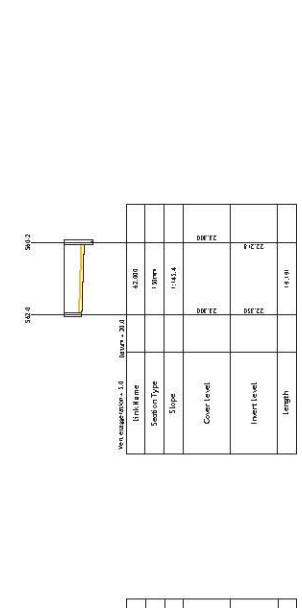


FIGURE 58 - STORMWATER LEVEL 2 - 1.0 METRIC SECTION  
 FOR MANHOLE 1.5 DIA

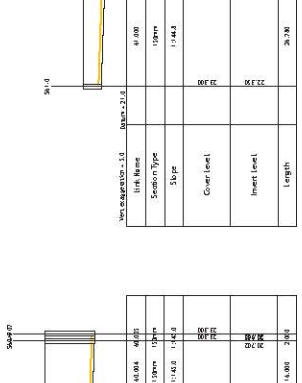


FIGURE 59 - STORMWATER LEVEL 2 - 1.0 METRIC SECTION  
 FOR MANHOLE 1.5 DIA

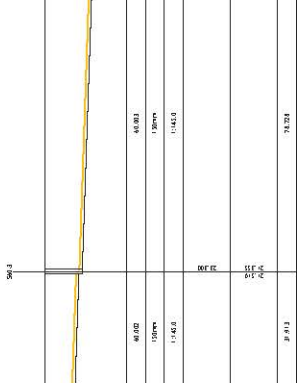


FIGURE 60 - STORMWATER LEVEL 2 - 1.0 METRIC SECTION  
 FOR MANHOLE 1.5 DIA

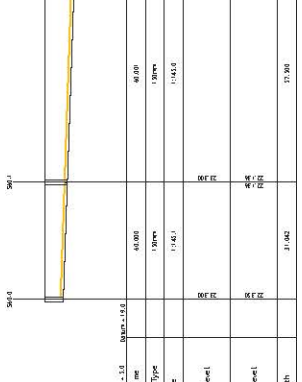


FIGURE 61 - STORMWATER LEVEL 2 - 1.0 METRIC SECTION  
 FOR MANHOLE 1.5 DIA



FIGURE 62 - STORMWATER LEVEL 2 - 1.0 METRIC SECTION  
 FOR MANHOLE 1.5 DIA

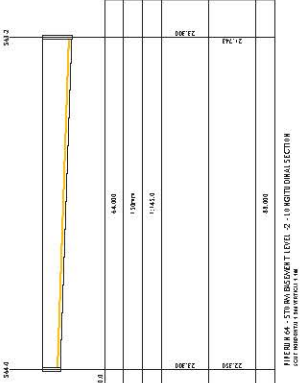


FIGURE 63 - STORMWATER LEVEL 2 - 1.0 METRIC SECTION  
 FOR MANHOLE 1.5 DIA

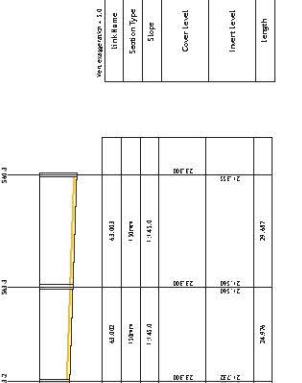


FIGURE 64 - STORMWATER LEVEL 2 - 1.0 METRIC SECTION  
 FOR MANHOLE 1.5 DIA

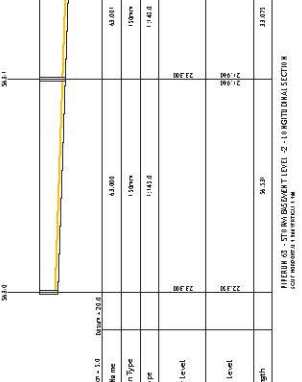


FIGURE 65 - STORMWATER LEVEL 2 - 1.0 METRIC SECTION  
 FOR MANHOLE 1.5 DIA





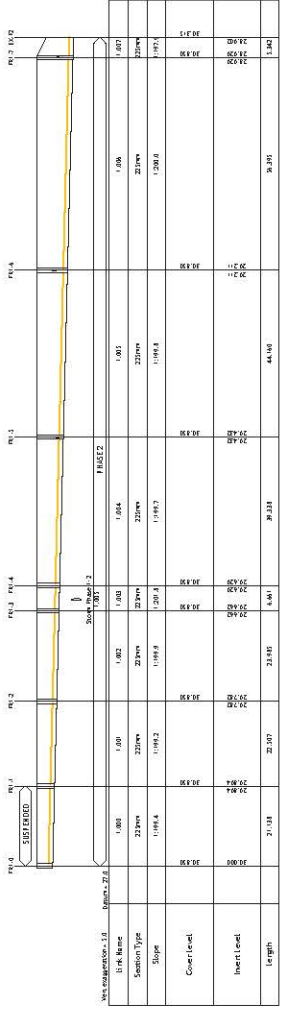


FIGURE 3 - PHASE 2 - 10 (LONGITUDINAL SECTION)  
FOR INFORMATION PURPOSES ONLY

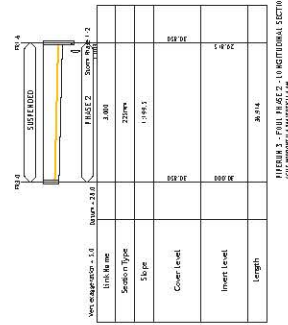


FIGURE 3 - PHASE 2 - 10 (LONGITUDINAL SECTION)  
FOR INFORMATION PURPOSES ONLY

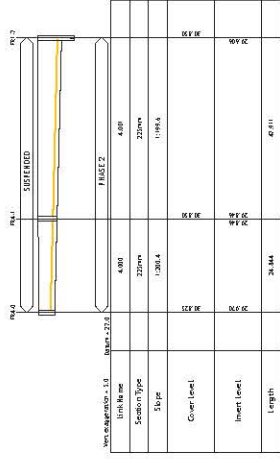


FIGURE 3 - PHASE 2 - 10 (LONGITUDINAL SECTION)  
FOR INFORMATION PURPOSES ONLY

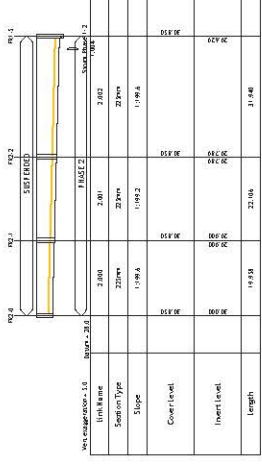


FIGURE 3 - PHASE 2 - 10 (LONGITUDINAL SECTION)  
FOR INFORMATION PURPOSES ONLY





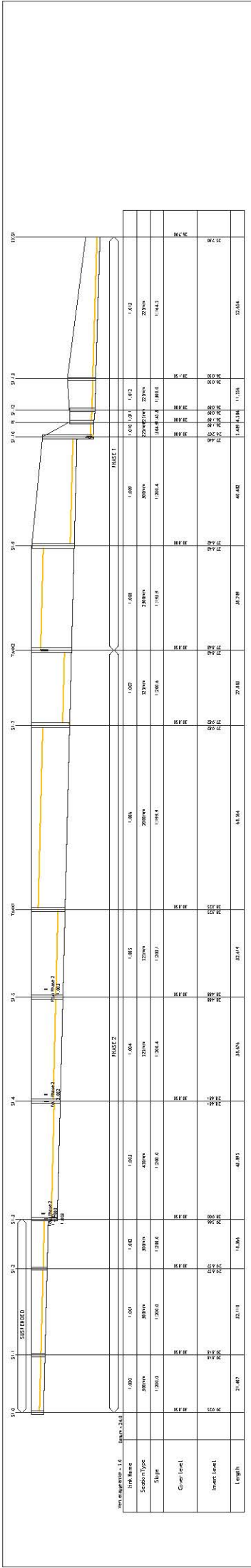


FIGURE 1 - STORMWATER OUTFALL - LONGITUDINAL SECTION  
 CONTRACTOR'S DRAWING 1/4

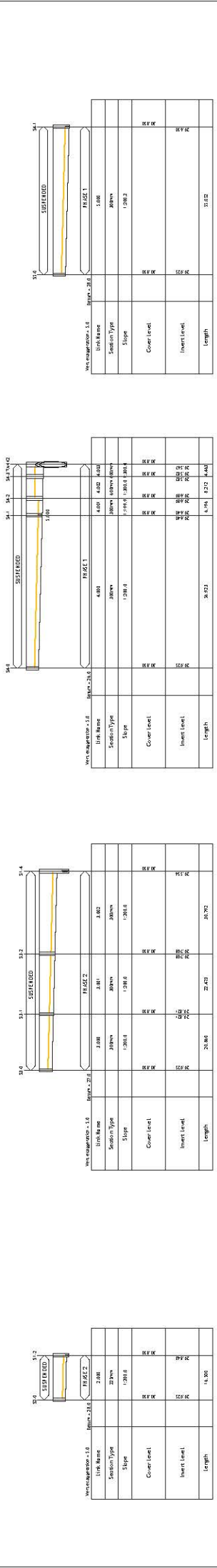


FIGURE 2 - STORMWATER OUTFALL - LONGITUDINAL SECTION  
 CONTRACTOR'S DRAWING 1/4

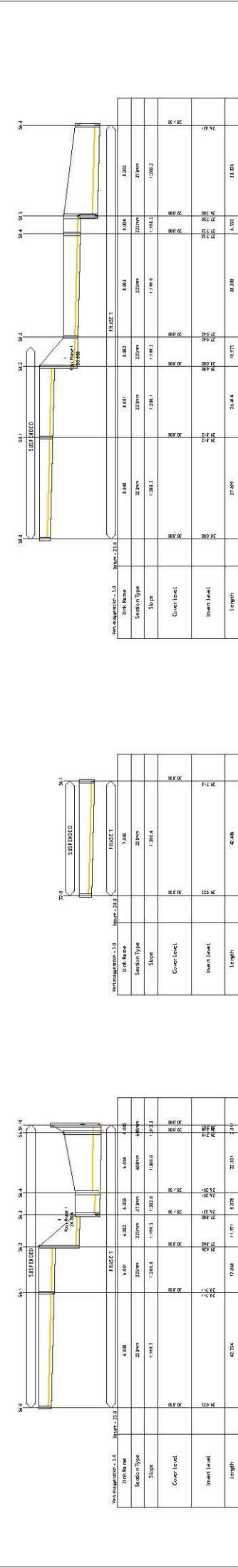


FIGURE 3 - STORMWATER OUTFALL - LONGITUDINAL SECTION  
 CONTRACTOR'S DRAWING 1/4



FIGURE 4 - STORMWATER OUTFALL - LONGITUDINAL SECTION  
 CONTRACTOR'S DRAWING 1/4



# LAND PLANNING & DESIGN

**CUNNANE STRATTON REYNOLDS**  
 Ardacong, Ballytrasna, Tuam, Co Galway  
 Tel: 093 60854  
 EMAIL galwayinfo@csrlandplan.ie

## DRAWING ISSUE SHEET

**Date:** 08.07.19  
**Project:** Crown Square Phase 2  
**Issued By:** KM

**Sheet No:** 4  
**Project Number:** 18375

Date
08.07.19

Dwg. No.	Dwg. Title																		
18375-3-102	Landscape Masterplan	e																	
18375-3-103	Landscape Character Areas	e																	
18375-3-104	Landscape Masterplan Levels	e																	

e - electronic issue

Issued to		Number of paper copies																	
Pamela Harty	McKOS	10																	

- for comment     
  - for information     
  - for tender     
  - for approval  
 - for construction     
 x - for planning     
 - other



**LEGEND**

- Existing trees proposed for removal
- Large 5 species Native Deciduous Trees (outside podium area)
  - Alnus glutinosa
  - Quercus petraea
- Large 5 species Native Evergreen Trees (outside podium area)
  - Pinus sylvestris
- Street Trees
  - Acer platanoides 'Columnare'
  - Tilia cordata 'Greenland'
  - Car. pinus, betula, F. fontana
  - Pyrus calleryana 'Chanticleer'
- Tree in planter box
  - Betula pendula
  - Prunus lauro-cerasus
  - Sorbus aria
  - Sorbus aucuparia
- Trees in raised planter bed
  - Betula pendula
  - Liquidambar styraciflua
  - Quercus ilex
- Ornamental shrub mix (medium to tall height)
- Ornamental shrub mix (medium to low height)
- Ornamental climbers (& support systems) or Living 'Green Wall' systems
- Formal clipped hedge
- Woodland Understorey Planting
- Grass lawn (public/communal)
- Private Outdoor Buffer Area
- Perennials & Seasonal Bulbs
- Resin bound gravel surface
- Coloured tarmac surface
- Stone / concrete paving flags
- Stone / concrete paving sets
- Private balcony decks
- Cycle racks
- Bench Seating

**Indicative planting schedule**

**NATIVE TREES**

Specimen	Specification
(A) 18-20cm girth / 4 stems / rootball or airpot	18-20cm girth / 4 stems / rootball or airpot
(B) 10-12cm / 4 stems & mulch / container or airpot	10-12cm / 4 stems & mulch / container or airpot
(C) 18-20cm girth / 4 stems / rootball or airpot	18-20cm girth / 4 stems / rootball or airpot
(D) 18-20cm girth / 4 stems / rootball or airpot	18-20cm girth / 4 stems / rootball or airpot
(E) 18-20cm girth / 4 stems / rootball or airpot	18-20cm girth / 4 stems / rootball or airpot
(F) 18-20cm girth / 4 stems / rootball or airpot	18-20cm girth / 4 stems / rootball or airpot
(G) 18-20cm girth / 4 stems / rootball or airpot	18-20cm girth / 4 stems / rootball or airpot
(H) 18-20cm girth / 4 stems / rootball or airpot	18-20cm girth / 4 stems / rootball or airpot
(I) 18-20cm girth / 4 stems / rootball or airpot	18-20cm girth / 4 stems / rootball or airpot

**NATIVE WOODLAND UNDERSTOREY**

Specimen	Specification
(O) 18-20cm girth / 4 stems / rootball or airpot	18-20cm girth / 4 stems / rootball or airpot
(P) 18-20cm girth / 4 stems / rootball or airpot	18-20cm girth / 4 stems / rootball or airpot
(Q) 18-20cm girth / 4 stems / rootball or airpot	18-20cm girth / 4 stems / rootball or airpot
(R) 18-20cm girth / 4 stems / rootball or airpot	18-20cm girth / 4 stems / rootball or airpot
(S) 18-20cm girth / 4 stems / rootball or airpot	18-20cm girth / 4 stems / rootball or airpot
(T) 18-20cm girth / 4 stems / rootball or airpot	18-20cm girth / 4 stems / rootball or airpot
(U) 18-20cm girth / 4 stems / rootball or airpot	18-20cm girth / 4 stems / rootball or airpot

**NON - NATIVE TREES**

Specimen	Specification
(A1) 18-20cm girth / 4 stems / rootball or airpot	18-20cm girth / 4 stems / rootball or airpot
(A2) 18-20cm girth / 4 stems / rootball or airpot	18-20cm girth / 4 stems / rootball or airpot
(A3) 18-20cm girth / 4 stems / rootball or airpot	18-20cm girth / 4 stems / rootball or airpot
(A4) 18-20cm girth / 4 stems / rootball or airpot	18-20cm girth / 4 stems / rootball or airpot
(A5) 18-20cm girth / 4 stems / rootball or airpot	18-20cm girth / 4 stems / rootball or airpot
(A6) 18-20cm girth / 4 stems / rootball or airpot	18-20cm girth / 4 stems / rootball or airpot
(A7) 18-20cm girth / 4 stems / rootball or airpot	18-20cm girth / 4 stems / rootball or airpot
(A8) 18-20cm girth / 4 stems / rootball or airpot	18-20cm girth / 4 stems / rootball or airpot
(A9) 18-20cm girth / 4 stems / rootball or airpot	18-20cm girth / 4 stems / rootball or airpot
(A10) 18-20cm girth / 4 stems / rootball or airpot	18-20cm girth / 4 stems / rootball or airpot

**CLIPPED HEDGING**

Specimen	Specification	Density
Buxus sempervirens	3 pots / 20x30cm	3 per line
Carpinus betulus	3 pots / 20x30cm	3 per line
Larix laricina	3 pots / 20x30cm	3 per line
Thuja occidentalis	3 pots / 20x30cm	3 per line

**CLIMBERS**

Specimen	Specification	Density
Clematis integrifolia	3 pots / 20x30cm	3 per line
Hedera helix	3 pots / 20x30cm	3 per line
Rosa rugosa	3 pots / 20x30cm	3 per line

**ORNAMENTAL SHRUB PLANTING to include but not limited to:**

Specimen	Spec	Density
Berberis thunbergii	3 pot	3/9m
Commastris dioica	3 pot	3/9m
Carnea argentea 'Variegata'	3 pot	3/9m
Choisy tomentosa	3 pot	3/9m
Deutzia	3 pot	3/9m
Helleborus	3 pot	3/9m
Hydrangea	3 pot	3/9m
Malva	3 pot	3/9m
Nerium indicum	3 pot	3/9m
Prunella lauro-cerasus	3 pot	3/9m
Prunella lauro-cerasus 'Zabellina'	3 pot	3/9m
Rosa rugosa	3 pot	3/9m
Rosa rugosa 'White'	3 pot	3/9m
Sarcococca confusa	3 pot	3/9m
Spiraea japonica	3 pot	3/9m
Viburnum de vidi	3 pot	3/9m

**Perennials & Seasonal Bulbs**

Specimen	Spec	Density
Anemone hybrid	2 pot	3/9m
Asperula	2 pot	3/9m
Cheiranthemum	2 pot	3/9m
Crocus	2 pot	3/9m
Geranium	2 pot	3/9m
Geranium var.	2 pot	3/9m
Kalimeris	2 pot	3/9m
Ranunculus	2 pot	3/9m

INDICATIVE SECTION / ELEVATION A-B



REV	DATE	AMENDMENT

**CUNNANE STRATTON REYNOLDS**  
LAND PLANNING & DESIGN

GALWAY OFFICE  
ARDAC CNO, BALLYTRASNA, TUAOM, CO GALWAY  
TEL 093 60864  
EMAIL galwayinfo@csrdlandplan.ie

**PROJECT:** CROWN SQUARE - PHASE 2  
MERVUE, GALWAY.

**DATE:** JUNE 2019

**SCALE:** 1:500 @ A1

**DRAWING:** LANDSCAPE MASTER PLAN  
(PLANNING DRAWING ONLY)

**DRAWN:** KM  
**CHECKED:** KM

**DRAWING NO:** 18375-3-102





REV	DATE	AMENDMENT

**CUNNAME STRATTON REYNOLDS**  
**LAND PLANNING & DESIGN**

© GALWAY OFFICE  
 ARDAC CNO, BALLYTRASNA, TUAM, CO. GALWAY  
 TEL 093 60864  
 EMAIL galwayinfo@csrlandplan.ie



PROJECT: <b>CROWN SQUARE - PHASE 2</b> <b>MERVUE, GALWAY.</b>	DATE: JUNE 2019
DRAWING: <b>LANDSCAPE MASTER PLAN LEVELS</b> <b>(PLANNING DRAWING ONLY)</b>	SCALE: 1:500 @ A1
	DRAWN: CHECKED: KM KM
	DRAWING NO: 18375-3-104

# LANDSCAPE CHARACTER AREAS

# Character types



**Public Streetscape**

Public Streetscape character area design will create an interphase between the internal development area and the external Monivea Road, framing and softening views of the development.

Landscape planting will utilise blocks of bold modern plant design, reflecting the contemporary architecture, which is cogniscent of pedestrian movement patterns.

Design and location of paving surfaces, feature street furniture and street tree planting will be coordinated in an integral and complimentary manner with the overall scheme.

**Materials**

- Water etched / exposed aggregate concrete paving, kerbing, steps.
- Natural granite paving, kerbing, steps.
- Root protection barriers.
- FSC Hardwood timber seating.
- Street tree species planted in constructed tree pits.

**Public Linear Park & Fitness Trail**

Public Linear Park & Fitness Trail character area will develop a continuous pedestrian access route around the development, (whilst also serving emergency vehicle access needs).

A series of seating opportunities and also outdoor fitness stations will both assist in 'placemaking' and offer a variety of passive and active recreation opportunities along the route...

**Materials**

- Coloured tarmac.
- Concrete & FSC Hardwood timber seating.
- Powder coated galvanised steel outdoor gym equipment.
- Medium to large native tree & woodland shrub species.

**Public Plaza (Lower Level)**

Public plaza (lower level) character area will offer high quality public realm and flexible event space within the development, facilitating pedestrian access to a number of lower ground level units. Additionally this area services emergency vehicle access. Surface treatment will seek to create a distinctive visual amenity, particularly viewed from upper floor levels. A variety of integrated seating opportunities as well as structural landscape planting and screening elements will add visual and physical structure to the space.

**Materials**

- Water etched / exposed aggregate concrete paving, kerbing, steps.
- Natural granite paving, kerbing, steps.
- Large scale bespoke raised planters.
- Medium to large native trees suitable to raised planter / plaza environment.

**Private Sunken Courtyard Gardens**

Three sunken courtyard gardens will provide secluded passive open spaces for communal use of apartment residents.

Each will be designed with its own character and offer peaceful outdoor spaces for retreat.

**Materials**

- Water etched / exposed aggregate concrete paving, kerbing, steps.
- Natural stone paving sets.
- Resin bound gravel.
- Shade tolerant ornamental planting.

**Private Communal Open Space**

Private Communal Open Space character area will offer high quality open space for communal use of apartment residents. The area will incorporate seating and a childrens playground.

**Materials**

- Water etched / exposed aggregate concrete paving, kerbing, steps.
- Resin bound gravel.
- Formal planting arrangements to provide structure and screening.
- Ornamental tree planting in raised planters incorporating integrated seating elements.

REV	DATE	AMENDMENT

CUNNAME STRATTON REYNOLDS  
LAND PLANNING & DESIGN

GALWAY OFFICE  
ARDAC CING, BALLYTRASNA, TUAM, CO GALWAY  
TEL 003 60864  
EMAIL galwayinfo@csrandp.lan.ie



PROJECT: CROWN SQUARE - PHASE 2 MERVUE, GALWAY.	DATE: JUNE 2019
DRAWING: LANDSCAPE CHARACTER AREAS (PLANNING DRAWING ONLY)	SCALE: 1:500 @ A1
DRAWN: CHECKED:	KM KM
DRAWING NO:	18375-3-103